



Club Health Assessment for District 2 T1 through May 2025

			Status	Membership							Reports					Finance	LCIF
Club Number	Club Name	Charter Date		Current Member Count	YTD Members Added	YTD Members Dropped	YTD Net Growth	YTD Net Growth%	Member Count 12 Months Ago	Avg. length of service for dropped members	Months Since Last MMR ***	Yrs. Since Last Officer Report	President Rotation	Vice President Reported ****	Months Since Last Activity Report ***	Account Balance	Donations for current Fiscal Year
			Number of times on status quo within last two years	If below 15 members appears				If net loss is greater than 20% appears			If no report in 3 months appears in	When more than one year appears in	Number of repeat terms	Notes the officers that do not have appears in an active	If no report at 12 months red		
Clubs less than two years old																	
156363	West Plains	10/10/2023	Active	33	8	11	-3	-8.33%	39	2	0			VP	0		\$1,180.00
Clubs more than two years old																	
627	ADRIAN	09/25/1958	Active	7	0	0	0	0.00%	7		15		4	P,M,VP,SC	N/R		
140661	Amarillo Community	01/16/2020	Active	27	0	1	-1	-3.57%	30	2	8			N	M,SC	8	
628	AMARILLO DOWNTOWN	09/20/1919	Active	74	7	7	0	0.00%	73	6	0			N	M,SC	0	\$1,045.00
Exc Award (06/30/2018)																	
148903	Amarillo El Barrio	12/01/2021	Active(1)	11	1	9	-8	-42.11%	19	3	1			N	S,M,SC	1	
43701	AMARILLO LAKE TANGLEWOOD	04/19/1984	Active	46	2	2	0	0.00%	43	1	0			N	M,SC	10	\$1,780.00
Exc Award (06/30/2022, 06/30/2024)																	
49791	AMARILLO LONESTAR	08/03/1989	Active	16	0	0	0	0.00%	16		2			N	P,M,VP,SC	24+	\$80.00
629	AMARILLO NORTH	06/21/1954	Active	7	0	2	-2	-22.22%	9	38	5			IP	M,SC	24+	\$45.00
149603	Amarillo River Falls	01/21/2022	Active	1	0	12	-12	-92.31%	12	3	4		2		S,T,M,VP,SC	N/A	
635	AMARILLO TASCOSA	10/23/1968	P- Active	0	0	11	-11	-100.00%	11	23	3		None		P,S,T,M,VP SC	24+	\$55.00
129083	Booker	10/25/2016	Active	16	5	5	0	0.00%	16	7	0		None		P,VP,SC	N/R	\$190.00
125262	Borger	06/24/2015	Active	9	0	0	0	0.00%	9		24		4	R	M,SC	24+	
639	CANADIAN	08/13/1948	Active	9	1	0	1	12.50%	8		4		2	R	M,SC	24	\$80.00
640	CANYON	05/02/1940	Active	235	34	28	6	2.62%	239	11	0			N	SC	0	\$2,395.00
Exc Award (06/30/2022, 06/30/2023, 06/30/2024)																	
643	CLARENDON	10/17/1922	Active	42	5	1	4	10.53%	40	2	2			N	M,VP	24+	\$50.00
Exc Award (06/30/2021, 06/30/2022)																	
43971	DARROUZETT	06/06/1984	Active	17	1	0	1	6.25%	16		0			R	M,VP,SC	1	\$80.00
649	DIMMITT	04/22/1930	Active	18	2	1	1	5.88%	19	9	0		3	R	M,SC	24+	\$170.00
651	DUMAS NOON	08/27/1930	Active	209	44	58	-14	-6.28%	224	7	1				VP,SC	24+	\$2,115.00
47218	FOLLETT	04/20/1987	Active	13	0	2	-2	-13.33%	15	8	5		11	R	M,VP,SC	13	
657	FRIONA NOON	04/25/1968	Active	20	0	0	0	0.00%	20		24		3	R	T,M,VP,SC	24+	



Club Health Assessment for District 2 T1 through May 2025

Club Number	Club Name	Charter Date	Status	Membership							Reports					Finance	LCIF
				Current Member Count	YTD Members Added	YTD Members Dropped	YTD Net Growth	YTD Net Growth%	Member Count 12 Months Ago	Avg. length of service for dropped members	Months Since Last MMR ***	Yrs. Since Last Officer Report	President Rotation	Vice President Reported ****	Months Since Last Activity Report ***	Account Balance	Donations for current Fiscal Year
			Number of times on status quo within last two years	If below 15 members appears				If net loss is greater than 20% appears			If no report in 3 months appears	When more than one year appears in	Number of repeat terms	Notes the officers that do not have an active	If no report at 12 months appears in red		
659	GROOM	04/24/1946	Active	21	0	1	-1	-4.55%	22	2	9		3	R	M,SC	9	
660	GRUVER	06/10/1954	Active	23	3	2	1	4.55%	22	11	3		2		P,M,VP,SC	N/R	\$110.00
664	HEDLEY	04/28/1942	Active	16	8	6	2	14.29%	14	4	1		6		M,VP,SC	24+	
665	HEREFORD	09/28/1928	Active	73	8	6	2	2.82%	71	13	0			N	M,SC	24+	
675	MEMPHIS	05/04/1942	Active	16	0	2	-2	-11.11%	18	11	2			N	P,M,SC	24+	
681	PAMPA	04/22/1927	Active	22	6	8	-2	-8.33%	23	5	1		2	N		24+	
683	PANHANDLE	09/08/1929	Active	10	0	1	-1	-9.09%	11	17	5		2	R	M,SC	20	\$55.00
142628	Panhandle Plains Kids Count	08/31/2020	Active	11	3	15	-12	-52.17%	23	5	2			N	M,SC	N/A	
684	PERRYTON	06/20/1928	Active	48	7	6	1	2.13%	47	8	3			N	M,SC	8	\$465.00
688	QUITAQUE	04/12/1948	Active	14	0	0	0	0.00%	14		3		2		M,VP,SC	N/R	
696	STRATFORD	02/27/1946	Active	17	0	2	-2	-10.53%	19	38	5		None		P,S,T,M,VP SC	N/R	
698	SUNRAY	04/16/1957	Active	29	2	1	1	3.57%	28	2	0			N	SC	24+	\$140.00
702	WELLINGTON	11/16/1970	Active	27	1	4	-3	-10.00%	27	7	0			N	SC	3	\$295.00
703	WHEELER	06/25/1971	Active	15	0	0	0	0.00%	15		11		4		P,M,VP,SC	24+	\$75.00
704	WHITE DEER	02/22/1946	Active	11	0	1	-1	-8.33%	12	2	0			N	M,SC	N/R	\$120.00

Clubs Cancelled Previous Fiscal Year – Clubs Cancelled within last 12 months may be reinstated

Club Number	Club Name	Charter Date	Current Status*	Cancellation Date
695	SPEARMAN	06/21/1928	Cancelled(8*)	06/29/2024

Current Total Clubs Count	YTD New Clubs Count	YTD Cancelled Clubs Count	YTD Net Club Gain	Current Total Members Count	YTD Add	YTD Drop	YTD Net Growth	YTD Net Growth %	Member Count 12 Months Ago	Average Member Count Per Club	% of Clubs with less than 20 members	% No MMR in 3 Months	% No Officer Report in 12 Months	% of Clubs with balance 90+ days	Number of Clubs in Status Quo	% Status Quo Clubs in Financial Suspension	Number of Cancelled Clubs	Average Cancelled Club Age	Members Lost Due to Cancellation	% of Clubs Cancelled for Non-Financial Reasons
35	0	0	0	1,163	148	205	-57	-4.67%	1,231	33	57%	46%	0%	0%	0	0%	0	0	0	0%



Club Health Assessment for District 2 T1 through May 2025

			Status	Membership							Reports					Finance	LCIF
Club Number	Club Name	Charter Date		Current Member Count	YTD Members Added	YTD Members Dropped	YTD Net Growth	YTD Net Growth%	Member Count 12 Months Ago	Avg. length of service for dropped members	Months Since Last MMR ***	Yrs. Since Last Officer Report	President Rotation	Vice President Reported ****	Months Since Last Activity Report ***	Account Balance	Donations for current Fiscal Year
			Number of times on status quo within last two years	If below 15 members appears				If net loss is greater than 20% appears			If no report in 3 months appears in	When more than one year appears in	Number of repeat terms	Notes the officers that do not have an active	If no report at 12 months appears in red		

* - P - Priority Club. Cancellation Reasons: 1-Objectives/conduct, 2-Non-active club, 5-Non-existing club, 6-Disbanding, 7-Merger, 8-Financial Suspension, 9-District/Multiple District Dues.
** - Abbreviation: P-President, S-Secretary, T-Treasurer, M-Member Chairperson, VP-First Vice President, MC-Communications Chairperson, SC-Service Chairperson
*** - Abbreviation: N/R - Never reported using the Lions Clubs website, N/A - Not applicable, No password registered for the Lions Clubs website.
**** - Abbreviation: N - New, IP - Immediate Past, R - Repeat.



Club Health Assessment for District 2 T2 through May 2025

Club Number	Club Name	Charter Date	Status	Membership							Reports					Finance	LCIF
				Current Member Count	YTD Members Added	YTD Members Dropped	YTD Net Growth	YTD Net Growth%	Member Count 12 Months Ago	Avg. length of service for dropped members	Months Since Last MMR ***	Yrs. Since Last Officer Report	President Rotation	Vice President Reported ****	Months Since Last Activity Report ***	Account Balance	Donations for current Fiscal Year
			Number of times on status quo within last two years	If below 15 members appears				If net loss is greater than 20% appears			If no report in 3 months appears in	When more than one year appears in	Number of repeat terms	Notes the officers that do not have an active	If no report at 12 months appears in red		
Clubs more than two years old																	
128977	Brownfield Noon	10/04/2016	Active	37	5	8	-3	-7.50%	39	4	1		2	N	M,SC	0	\$500.00
	Exc Award (06/30/2024)																
713	COTTON CENTER	02/15/1960	Active	16	0	0	0	0.00%	16		9		4		S,T,M,VP,SC	24+	\$50.00
714	CROSBYTON	01/25/1937	Active	28	1	2	-1	-3.45%	28	48	1				M,VP,SC	24+	\$50.00
716	EARTH	06/02/1947	Active	14	0	1	-1	-6.67%	15	3	0			N	P,M,VP,SC	0	\$50.00
718	FLOYDADA	06/28/1946	Active	15	3	3	0	0.00%	15	6	0			N	M,SC	24+	\$50.00
719	HALE CENTER	01/14/1946	Active	9	0	2	-2	-18.18%	11	31	6				M,VP,SC	6	\$50.00
134656	Idalou	04/30/2018	Active(2)	20	0	0	0	0.00%	20		9		3		M,VP,SC	24+	\$50.00
722	JAYTON	11/02/1967	Active	22	5	5	0	0.00%	22	3	0			N	M,VP,SC	24+	\$58.00
727	LEVELLAND	11/14/1938	Status Quo(3)	40	0	0	0	0.00%	39		11			N	SC	24+	90+ Days \$111.00
34598	LEVELLAND EVENING	11/21/1977	Active	5	0	1	-1	-16.67%	6	6	4		6		P,M,VP,SC	24+	\$50.00
730	LITTLEFIELD EARLY RISERS	07/23/1973	Active	15	0	4	-4	-21.05%	19	5	3				T,M,VP,SC	24+	\$80.00
	Exc Award (06/30/2022)																
733	LORENZO	03/15/1945	Active	14	0	0	0	0.00%	13		9		4		P,M,VP,SC	24+	\$60.00
734	LUBBOCK	07/29/1929	Active	228	27	27	0	0.00%	229	10	0		2	R	SC	0	\$2,564.00
	Exc Award (06/30/2016)																
735	LUBBOCK HUB	02/22/1954	Active	8	0	0	0	0.00%	8		9		4		M,VP,SC	24+	90+ Days \$60.00
	Exc Award (06/30/2017)																
136443	Lubbock Llano	09/18/2018	Active	25	2	0	2	8.70%	25		0		2	N	M,SC	0	\$638.00
737	LUBBOCK REDBUD SQUARE	03/20/1969	Active	27	2	1	1	3.85%	27	17	1			R	M,VP,SC	1	\$395.00
740	LUBBOCK SOUTH PLAINS	03/02/1951	Active	53	11	5	6	12.77%	47	20	0			N		1	\$1,070.00
	Exc Award (06/30/2023)																
741	MORTON	09/29/1938	Active(1)	22	1	1	0	0.00%	22	9	1				M,VP,SC	17	\$100.00
	Exc Award (06/30/2016)																
673	MOTLEY COUNTY	09/25/1928	Active(1)	15	0	3	-3	-16.67%	18	23	4		2		M,VP,SC	24+	\$60.00
125444	Muleshoe	07/23/2015	Active(1)	7	0	4	-4	-36.36%	11	7	9		3		P,M,VP,SC	24+	\$60.00



Club Health Assessment for District 2 T2 through May 2025

			Status		Membership						Reports					Finance		LCIF		
Club Number	Club Name	Charter Date		Current Member Count	YTD Members Added	YTD Members Dropped	YTD Net Growth	YTD Net Growth%	Member Count 12 Months Ago	Avg. length of service for dropped members	Months Since Last MMR ***	Yrs. Since Last Officer Report	President Rotation	Vice President Reported ****	Months Since Last Activity Report ***	Account Balance	Donations for current Fiscal Year			
			Number of times on status quo within last two years	If below 15 members appears					If net loss is greater than 20% appears					If no report in 3 months appears in	When more than one year repeat appears in	Number of repeat terms	Notes the officers that do not have an active	If no report at 12 months appears in red		
119406	OLTON	05/17/2013	Active	11	0	0	0	0.00%	11		9		2	P,T,M,VP,SC	24+		\$60.00			
748	PLAINVIEW	10/21/1929	Active	84	14	19	-5	-5.62%	90	9	0		N	M,SC	0		\$897.00			
Exc Award (06/30/2022)																				
33504	PLAINVIEW BREAKFAST	03/24/1977	Active	8	1	0	1	14.29%	7		7		N	M,SC	8		\$60.00			
751	RALLS	03/06/1953	Active	10	0	0	0	0.00%	10		70		2	P,M,VP,SC	N/R		\$60.00			
752	ROBY	03/21/1941	Active	20	9	1	8	66.67%	12	0	0		IP	SC	0		\$120.00			
Exc Award (06/30/2019, 06/30/2024)																				
753	ROPESVILLE	03/26/1953	Status Quo(2)	44	2	10	-8	-15.38%	52	11	3		2	R	SC	24+	90+ Days	\$60.00		
754	ROTAN	07/08/1947	Active	2	0	1	-1	-33.33%	3	58	6		7	M,VP,SC	4		\$60.00			
756	SEMINOLE	07/10/1940	Active	23	2	6	-4	-14.81%	27	11	4			P,T,M,VP,SC	4		\$111.00			
758	SHALLOWATER	03/30/1954	Active	33	3	5	-2	-5.71%	31	17	0		N	M,SC	7		\$378.00			
759	SLATON	01/19/1960	Active	21	3	6	-3	-12.50%	24	7	4		2	R	M,SC	N/R	\$60.00			
760	SNYDER	08/19/1924	Active	62	11	15	-4	-6.06%	66	5	1		N		7		\$1,861.00			
769	WHITHARRAL	01/23/1958	Active	25	0	1	-1	-3.85%	26	14	3		6	P,M,VP,SC	4		\$60.00			
61488	WOLFFORTH	02/08/1999	P- Active	2	2	0	2	100.00%	0		0	1	None	P,S,T,M,VP SC	24+		\$50.00			
Current Total Clubs Count	YTD New Clubs Count	YTD Cancelled Clubs Count	YTD Net Club Gain	Current Total Members Count	YTD Add	YTD Drop	YTD Net Growth	YTD Net Growth %	Member Count 12 Months Ago	Average Member Count Per Club	% of Clubs with less than 20 members	% No MMR in 3 Months	% No Officer Report in 12 Months	% of Clubs with balance 90+ days	Number of Clubs in Status Quo	% Status Quo Clubs in Financial Suspension	Number of Cancelled Clubs	Average Cancelled Club Age	Members Lost Due to Cancellation	% of Clubs Cancelled for Non-Financial Reasons
33	0	0	0	965	104	131	-27	-2.72%	989	29	45%	55%	3%	9%	2	100%	0	0	0	0%

* - P - Priority Club. Cancellation Reasons: 1-Objectives/conduct, 2-Non-active club, 5-Non-existing club, 6-Disbanding, 7-Merger, 8-Financial Suspension, 9-District/Multiple District Dues.

** - Abbreviation: P-President, S-Secretary, T-Treasurer, M-Member Chairperson, VP-First Vice President, MC-Communications Chairperson, SC-Service Chairperson

*** - Abbreviation: N/R - Never reported using the Lions Clubs website, N/A - Not applicable, No password registered for the Lions Clubs website.

**** - Abbreviation: N - New, IP - Immediate Past, R - Repeat.



Club Health Assessment for District 2 T3 through May 2025

Club Number	Club Name	Charter Date	Status	Membership							Reports					Finance	LCIF
				Current Member Count	YTD Members Added	YTD Members Dropped	YTD Net Growth	YTD Net Growth%	Member Count 12 Months Ago	Avg. length of service for dropped members	Months Since Last MMR ***	Yrs. Since Last Officer Report	President Rotation	Vice President Reported ****	Months Since Last Activity Report ***	Account Balance	Donations for current Fiscal Year
			Number of times on status quo within last two years	If below 15 members appears				If net loss is greater than 20% appears			If no report in 3 months appears in	When more than one year appears in	Number of repeat terms	Notes the officers that do not have an active	If no report at 12 months red		
Clubs less than two years old																	
157887	Clint Pecan Valley	05/17/2024	Active	12	0	8	-8	-40.00%	11	1	1		2	M,VP,SC	N/R	90+ Days	
157204	El Paso Desert Star	02/05/2024	Active	25	6	10	-4	-13.79%	29	1	0		2	R M	0		\$1,000.00
Exc Award (06/30/2024)																	
155827	Presidio del Norte	09/29/2023	Active(2)	19	0	1	-1	-5.00%	20	2	1			N M,SC	N/R		
Clubs more than two years old																	
772	ALPINE	09/24/1941	Active	30	4	1	3	11.11%	27	0	0			N	1		\$3,100.00
774	ANDREWS DOWNTOWN	10/14/1941	Active	42	1	5	-4	-8.70%	46	2	8			N SC	9		\$2,326.00
779	CRANE NOON	10/22/1940	Active	11	1	0	1	10.00%	10		10			N T,M,SC	4		\$500.00
132327	El Paso Centennial	07/27/2017	Active	26	4	3	1	4.00%	26	3	0		2	N	0		\$917.00
Exc Award (06/30/2018, 06/30/2021)																	
787	EL PASO DEL NORTE	11/16/1954	Active	17	0	0	0	0.00%	17		13			N M,SC	10		\$51.00
786	EL PASO DOWNTOWN	05/10/1923	Active	28	1	2	-1	-3.45%	30	9	1			N M	0		\$2,081.00
Exc Award (06/30/2021, 06/30/2022)																	
120555	El Paso Executive Women	10/14/2013	Active	55	4	11	-7	-11.29%	63	4	0			R T	5		\$784.00
Exc Award (06/30/2021)																	
789	EL PASO FIVE POINTS	02/16/1945	Active	60	15	4	11	22.45%	50	16	1			N	0		\$120.00
794	EL PASO MOUNTAIN	12/18/1973	Active	3	0	0	0	0.00%	3		0		8	R	24+		
796	EL PASO SUN CITY	09/27/1969	Active	6	0	0	0	0.00%	5		1		2	N VP,SC	0		
788	EL PASO UNITED	10/29/1952	Active	10	0	1	-1	-9.09%	11	54	3		2	R P,VP,SC	6		\$900.00
778	EL PASO UPPER VALLEY	01/18/1956	Active	12	1	1	0	0.00%	12	7	1		3	N M	0		\$24.00
43447	FORT DAVIS	02/02/1984	Active	13	3	1	2	18.18%	11	1	3		3	M,VP,SC	1		\$100.00
799	FORT STOCKTON	04/26/1928	Active	31	1	4	-3	-8.82%	32	3	0		None	N P,M,SC	10		
Exc Award (06/30/2023, 06/30/2024)																	
122079	HEROES OF EL PASO	05/14/2014	Active	19	4	2	2	11.76%	16	3	1			M,VP	2		\$1,351.00
Exc Award (06/30/2023)																	
98910	HORIZON CITY EASTLAKE	03/26/2007	Active(2)	1	0	3	-3	-75.00%	4	6	0	2	None	P,S,T,M,VP SC	24+		



Club Health Assessment for District 2 T3 through May 2025

			Status	Membership							Reports					Finance		LCIF
Club Number	Club Name	Charter Date		Current Member Count	YTD Members Added	YTD Members Dropped	YTD Net Growth	YTD Net Growth%	Member Count 12 Months Ago	Avg. length of service for dropped members	Months Since Last MMR ***	Yrs. Since Last Officer Report	President Rotation	Vice President Reported ****	Months Since Last Activity Report ***	Account Balance	Donations for current Fiscal Year	
			Number of times on status quo within last two years	If below 15 members appears				If net loss is greater than 20% appears			If no report in 3 months appears in	When more than one year appears in	Number of repeat terms	Notes the officers that do not have an active	If no report at 12 months appears in red			
805	IRAAN	06/12/1934	Active	8	2	1	1	14.29%	7	0	2		4	M,VP,SC	6		\$200.00	
806	KERMIT DOWNTOWN	08/21/1936	Active(1)	10	0	0	0	0.00%	12		7			P,M,VP,SC	24+			
131526	Marfa	06/22/2017	Status Quo(3)	8	0	0	0	0.00%	8		24	3	None	P,S,T,M,VP SC	24+	90+ Days		
811	MC CAMEY	03/14/1928	Active(1)	17	2	6	-4	-19.05%	21	3	1		14	R	1			
813	MONAHANS	01/14/1942	Active	31	2	2	0	0.00%	31	3	0			M,VP	0		\$375.00	
Exc Award (06/30/2021)																		
48995	ODESSA ANTE MERIDIAN	11/09/1988	Active	9	0	0	0	0.00%	9		3		12	M,VP,SC	3			
814	ODESSA BASIN	02/03/1958	Active(1)	7	0	0	0	0.00%	7		18	2	None	P,S,T,M,VP SC	24+			
815	ODESSA DOWNTOWN	01/20/1936	Active	71	7	7	0	0.00%	71	10	0			N	0		\$10,201.00	
Exc Award (06/30/2022, 06/30/2023, 06/30/2024)																		
146220	Odessa Falcon	06/17/2021	Active(1)	5	0	0	0	0.00%	5		11		2	S,M,VP,SC	N/R			
140613	Odessa Professionals	01/08/2020	Active(1)	16	0	3	-3	-15.79%	19	3	1			M,VP,SC	1		\$700.00	
Exc Award (06/30/2022)																		
41442	ODESSA WESTSIDE	06/18/1982	Active	8	0	0	0	0.00%	8		40		None	P,M,VP,SC	24+			
821	PECOS DOWNTOWN	06/04/1928	Active	16	1	6	-5	-23.81%	20	1	1		2	R	SC	24+		
45862	SANDERSON	03/24/1986	Active	3	2	7	-5	-62.50%	8	17	2			P,M,VP,SC	24+			
58112	VAN HORN	04/18/1996	Active(1)	11	0	0	0	0.00%	11		8			N	M	19		
832	YSLETA	10/06/1941	Active	13	2	6	-4	-23.53%	17	2	0		None	P,M,VP,SC	16			

Clubs Cancelled Previous Fiscal Year – Clubs Cancelled within last 12 months may be reinstated

Club Number	Club Name	Charter Date	Current Status*	Cancellation Date
78206	FABENS COTTON VALLEY	02/11/2004	Cancelled(8*)	06/29/2024
818	ODESSA GRANDVIEW	05/07/1968	Cancelled(6*)	09/29/2023



Club Health Assessment for District 2 T3 through May 2025

Club Number			Club Name			Charter Date			Status	Membership						Reports				Finance		LCIF		
										Current Member Count	YTD Members Added	YTD Members Dropped	YTD Net Growth	YTD Net Growth%	Member Count 12 Months Ago	Avg. length of service for dropped members	Months Since Last MMR ***	Yrs. Since Last Officer Report	President Rotation	Vice President Reported ****	Months Since Last Activity Report ***	Account Balance	Donations for current Fiscal Year	
									Number of times on status quo within last two years	If below 15 members appears			If net loss is greater than 20% appears			If no report in 3 months appears in		When more than one year appears in	Number of repeat terms	Notes the officers that do not have an active		If no report at 12 months appears in red		
Current Total Clubs Count	YTD New Clubs Count	YTD Cancelled Clubs Count	YTD Net Club Gain	Current Total Members Count	YTD Add	YTD Drop	YTD Net Growth	YTD Net Growth %	Member Count 12 Months Ago	Average Member Count Per Club	% of Clubs with less than 20 members	% No MMR in 3 Months	% No Officer Report in 12 Months	% of Clubs with balance 90+ days	Number of Clubs in Status Quo	% Status Quo Clubs in Financial Suspension	Number of Cancelled Clubs	Average Cancelled Club Age	Members Lost Due to Cancellation	% of Clubs Cancelled for Non-Financial Reasons				
34	0	0	0	653	63	95	-32	-4.67%	677	19	71%	35%	9%	6%	1	100%	0	0	0	0%				

* - P - Priority Club. Cancellation Reasons: 1-Objectives/conduct, 2-Non-active club, 5-Non-existing club, 6-Disbanding, 7-Merger, 8-Financial Suspension, 9-District/Multiple District Dues.

** - Abbreviation: P-President, S-Secretary, T-Treasurer, M-Member Chairperson, VP-First Vice President, MC-Communications Chairperson, SC-Service Chairperson

*** - Abbreviation: N/R - Never reported using the Lions Clubs website, N/A - Not applicable, No password registered for the Lions Clubs website.

**** - Abbreviation: N - New, IP - Immediate Past, R - Repeat.



Club Health Assessment for District 2 E1 through May 2025

			Status	Membership							Reports					Finance		LCIF
Club Number	Club Name	Charter Date		Current Member Count	YTD Members Added	YTD Members Dropped	YTD Net Growth	YTD Net Growth%	Member Count 12 Months Ago	Avg. length of service for dropped members	Months Since Last MMR ***	Yrs. Since Last Officer Report	President Rotation	Vice President Reported ****	Months Since Last Activity Report ***	Account Balance	Donations for current Fiscal Year	
			Number of times on status quo within last two years	If below 15 members appears				If net loss is greater than 20% appears			If no report in 3 months appears in	When more than one year appears in	Number of repeat terms	Notes the officers that do not have an active	If no report at 12 months appears in red			
Clubs less than two years old																		
181475	McMurry University	04/15/2025	Newly Chartered	21	21	0	21	100.00%	0		1			N	M,SC	N/R		
Clubs more than two years old																		
834	ABILENE CACTUS	10/21/1952	Active	18	1	7	-6	-25.00%	25	9	0			N	SC	6	\$148.00	
Exc Award (06/30/2021)																		
836	ABILENE EVENING	03/26/1957	Active	8	0	0	0	0.00%	8		9		2	R	SC	3	\$16.00	
Exc Award (06/30/2018, 06/30/2023)																		
833	ABILENE FOUNDER	03/23/1917	Active	44	5	0	5	12.82%	38		0			N		3	\$578.00	
Exc Award (06/30/2022, 06/30/2024)																		
33003	ABILENE WYLIE	11/30/1976	Active	20	0	0	0	0.00%	20		50		None		P,S,M,VP,SC	24+		
838	ALBANY	01/05/1953	Active	18	2	4	-2	-10.00%	20	8	2			N	SC	11	\$40.00	
Exc Award (06/30/2021)																		
839	ANSON	06/11/1925	Active	25	0	4	-4	-13.79%	29	6	0		4	N		7	\$58.00	
845	BOWIE	06/29/1928	Active	16	2	4	-2	-11.11%	19	3	0		None		P,M,VP,SC	0	\$110.00	
Exc Award (06/30/2022)																		
846	BRECKENRIDGE	04/14/1921	Active(1)	16	1	1	0	0.00%	16	3	4				M,VP,SC	24+		
847	BRYSON	09/26/1946	Active	16	1	1	0	0.00%	16	2	1		3	R	SC	19	\$32.00	
849	BURKBURNETT BOOMTOWN	10/23/1969	Active	27	4	2	2	8.00%	25	34	1			N	P,M,SC	24+	\$50.00	
851	CHILLICOTHE	06/07/1928	Active	18	1	1	0	0.00%	18	4	3				VP,SC	24+	\$36.00	
Exc Award (06/30/2023)																		
852	CISCO	03/24/1922	Active	9	2	9	-7	-43.75%	16	19	7		2	N	M,SC	24+		
853	CLYDE	06/22/1950	Active(1)	3	1	1	0	0.00%	3	59	5		None		P,S,T,M,VP SC	24+		
850	COMANCHE NOON	02/03/1971	Active(1)	18	4	1	3	20.00%	15	20	0			N	M,VP,SC	24+		
52082	DE LEON	10/11/1991	Active	16	0	1	-1	-5.88%	17	4	0		4	R	M,SC	24+	\$34.00	
858	DUBLIN	11/28/1952	Active	13	1	1	0	0.00%	13	22	6		7	R	M,SC	24+	\$26.00	
859	EASTLAND	07/07/1922	Active(1)	22	5	2	3	15.79%	19	18	0				T,M,VP,SC	24+		



Club Health Assessment for District 2 E1 through May 2025

			Status	Membership							Reports					Finance	LCIF
Club Number	Club Name	Charter Date		Current Member Count	YTD Members Added	YTD Members Dropped	YTD Net Growth	YTD Net Growth%	Member Count 12 Months Ago	Avg. length of service for dropped members	Months Since Last MMR ***	Yrs. Since Last Officer Report	President Rotation	Vice President Reported ****	Months Since Last Activity Report ***	Account Balance	Donations for current Fiscal Year
			Number of times on status quo within last two years	If below 15 members appears				If net loss is greater than 20% appears			If no report in 3 months appears in	When more than one year appears in	Number of repeat terms		Notes the officers that do not have appears in an active	If no report at 12 months red	
32779	EULA	10/22/1976	Active	9	1	2	-1	-10.00%	10	36	1		2	R	M,SC	24+	\$20.00
43310	GRAFORD	01/11/1984	Active(2)	13	9	4	5	62.50%	8	6	8			N	M,VP,SC	18	\$300.00
863	GRAHAM	06/15/1928	Active	62	4	6	-2	-3.13%	64	13	0			N		1	\$2,130.00
Exc Award (06/30/2022)																	
864	GRAHAM EVENING	06/13/1969	Active	22	1	0	1	4.76%	23		1				VP	4	\$42.00
Exc Award (06/30/2021, 06/30/2022)																	
865	HAMLIN	08/29/1929	Active	17	0	4	-4	-19.05%	21	5	2		2	R	M,VP,SC	24+	
866	HASKELL	03/22/1928	Active(1)	10	0	2	-2	-16.67%	12	5	7		17	R	M,VP,SC	24+	\$24.00
Exc Award (06/30/2021)																	
872	JACKSBORO	06/15/1928	Active	48	5	3	2	4.35%	46	18	0			N	SC	0	\$92.00
Exc Award (06/30/2021)																	
876	MERKEL	03/27/1928	Active(2)	8	1	2	-1	-11.11%	9	30	9		3		M,VP,SC	24+	
82598	MIDWESTERN STATE UNIVERSITY	06/21/2004	Active(1)	8	0	0	0	0.00%	8		17	1	None		P,S,T,M,VP SC	24+	\$16.00
878	MINERAL WELLS EVENING	06/01/1967	Active(3)	5	0	1	-1	-16.67%	6	14	5		15	R	P,M,VP,SC	24+	
877	MINERAL WELLS NOON	08/10/1931	Active	55	8	3	5	10.00%	50	15	1			N	VP,SC	24+	\$106.00
879	MUNDAY	02/12/1953	Active	16	2	9	-7	-30.43%	23	3	3				M,VP,SC	24+	\$46.00
880	NOCONA	05/11/1948	Active	15	1	0	1	7.14%	14		0				M,VP,SC	23	
881	OLNEY	05/11/1928	Active	9	0	1	-1	-10.00%	10	11	8		7		M,VP,SC	24+	\$20.00
885	RANGER	04/11/1922	Active	23	2	0	2	9.52%	20		6			N	M,SC	24+	\$42.00
888	SEYMOUR	02/17/1937	Active	19	2	3	-1	-5.00%	20	16	3			N	P,M,SC	24+	\$50.00
891	STEPHENVILLE	10/13/1922	Active	48	1	4	-3	-5.88%	50	14	0				M,VP,SC	18	\$1,102.00
Exc Award (06/30/2021, 06/30/2022, 06/30/2023)																	
61810	STEPHENVILLE EVENING	04/19/1999	Active	38	0	0	0	0.00%	38		9	1	None		P,S,T,M,VP SC	24+	\$76.00
892	STRAWN	05/03/1949	Active	10	2	1	1	11.11%	8	5	2		6		M,VP,SC	2	
77858	TARLETON CAMPUS	11/25/2003	Active	8	0	0	0	0.00%	8		26		3		S,M,VP,SC	24+	
894	VERNON	10/17/1921	Active	79	1	10	-9	-10.23%	88	20	0			N	P	11	\$829.00



Club Health Assessment for District 2 E1 through May 2025

			Status							Membership							Reports				Finance		LCIF																																																																																																																																																																																																																																																																																																																																																																																																																																																																																																																																																																																																																																																																																																									
Club Number	Club Name	Charter Date																																																																																																																																																																																																																																																																																																																																																																																																																																																																																																																																																																																																																																																																																																																														

* - P - Priority Club. Cancellation Reasons: 1-Objectives/conduct, 2-Non-active club, 5-Non-existing club, 6-Disbanding, 7-Merger, 8-Financial Suspension, 9-District/Multiple District Dues.

** - Abbreviation: P-President, S-Secretary, T-Treasurer, M-Member Chairperson, VP-First Vice President, MC-Communications Chairperson, SC-Service Chairperson

*** - Abbreviation: N/R - Never reported using the Lions Clubs website, N/A - Not applicable, No password registered for the Lions Clubs website.

**** - Abbreviation: N - New, IP - Immediate Past, R - Repeat.



Club Health Assessment for District 2 E2 through May 2025

			Status	Membership							Reports					Finance		LCIF
Club Number	Club Name	Charter Date		Current Member Count	YTD Members Added	YTD Members Dropped	YTD Net Growth	YTD Net Growth%	Member Count 12 Months Ago	Avg. length of service for dropped members	Months Since Last MMR ***	Yrs. Since Last Officer Report	President Rotation	Vice President Reported ****	Months Since Last Activity Report ***	Account Balance	Donations for current Fiscal Year	
			Number of times on status quo within last two years	If below 15 members appears				If net loss is greater than 20% appears			If no report in 3 months appears in	When more than one year appears in	Number of repeat terms		Notes the officers that do not have an active	If no report at 12 months appears in red		
Clubs less than two years old																		
154595	Denton - Robson Ranch	06/14/2023	Active	28	1	8	-7	-20.00%	35	2	0			IP	T,M,SC	0		\$570.00
Exc Award (06/30/2024)																		
181320	DFW Blind and Persons with Disabilities	04/24/2025	Newly Chartered	35	35	0	35	100.00%	0		0			N	M,SC	N/R		
181629	Mid-Cities Pacific Islanders	04/07/2025	Newly Chartered	25	25	0	25	100.00%	0		1			N	M,SC	0		
Clubs more than two years old																		
899	ALEDO COMMUNITY L C	10/03/1968	Active	37	1	0	1	2.78%	37		0			IP	M,SC	3		\$72.00
901	ALVARADO	09/26/1939	Active	21	2	2	0	0.00%	22	15	0		2	R	SC	0		\$42.00
117210	ARGYLE	06/19/2012	Active	18	4	4	0	0.00%	34	14	4			N	M,SC	0		\$36.00
Exc Award (06/30/2021, 06/30/2022)																		
904	ARLINGTON GREATER ARLINGTON	05/31/1957	Active	35	7	3	4	12.90%	31	3	2			N	M,SC	1		\$810.00
63934	AZLE	01/23/2001	Active	25	0	0	0	0.00%	25		9				M,VP,SC	1		\$50.00
906	BENBROOK	01/14/1952	Active	20	1	2	-1	-4.76%	21	2	3			N	M,SC	9		\$42.00
Exc Award (06/30/2022, 06/30/2023)																		
908	BRIDGEPORT	07/03/1928	Active	36	3	12	-9	-20.00%	47	13	3				M,VP	0		\$10,340.00
Exc Award (06/30/2022)																		
909	BURLESON	11/19/1945	Active	51	3	7	-4	-7.27%	55	9	2			N	SC	6		\$110.00
Exc Award (06/30/2023)																		
911	CLEBURNE	10/20/1920	Active	54	5	2	3	5.88%	52	5	1			N	SC	0		\$102.00
41446	COLLEYVILLE	06/01/1982	Active	190	13	20	-7	-3.55%	206	9	0			N	T,SC	0		\$17,546.00
Exc Award (06/30/2016, 06/30/2017, 06/30/2020)																		
64733	CROWLEY	10/29/2001	Active	0	3	20	-17	-100.00%	17	6	0		None		P,S,T,M,VP SC	7		\$10.00
914	DECATUR TEXAS INC	01/14/1925	Active	54	11	13	-2	-3.57%	58	11	0			N	M,SC	5		\$10.00
915	DENISON	06/01/1921	Cancelled(6*)	0	0	14	-14	-100.00%	14	18	9	1	None		P,S,T,M,VP SC	24+		\$10.00
916	DENTON	12/19/1928	Active	7	1	8	-7	-50.00%	14	19	0		4		P,T,M,VP,SC	24+		\$10.00
Exc Award (06/30/2022)																		



Club Health Assessment for District 2 E2 through May 2025

Club Number	Club Name	Charter Date	Status	Membership							Reports					Finance	LCIF
				Current Member Count	YTD Members Added	YTD Members Dropped	YTD Net Growth	YTD Net Growth%	Member Count 12 Months Ago	Avg. length of service for dropped members	Months Since Last MMR ***	Yrs. Since Last Officer Report	President Rotation	Vice President Reported ****	Months Since Last Activity Report ***	Account Balance	Donations for current Fiscal Year
			Number of times on status quo within last two years	If below 15 members appears				If net loss is greater than 20% appears			If no report in 3 months appears	When more than one year appears in	Number of repeat terms	Notes the officers that do not have an active	If no report at 12 months appears in red		
917	DENTON HI NOON	02/14/1958	Active	7	0	1	-1	-12.50%	11	34	9		3	N	M,SC	3	\$16.00
53212	DENTON TRIANGLE	06/02/1992	Active	15	0	1	-1	-6.25%	16	20	0		5	R	T,SC	0	\$32.00
34158	EVERMAN	06/26/1977	Active	12	3	0	3	33.33%	9		0			N	P,SC	7	\$28.00
131368	Flower Mound Irving Indian Centennial	06/16/2017	Active(1)	7	0	0	0	0.00%	7		21		3	R	M,SC	4	\$10.00
133115	Flower Mound New Century	11/21/2017	Active	33	8	1	7	26.92%	26	7	1		3	R	M,SC	1	\$10.00
Exc Award (06/30/2018, 06/30/2023)																	
919	FORT WORTH	09/26/1916	Active	21	0	2	-2	-8.70%	23	30	1		2	R	M,SC	0	\$13,046.00
Exc Award (06/30/2023, 06/30/2024)																	
29613	FORT WORTH FOREST HILL	06/28/1974	Active	10	0	0	0	0.00%	10		13		7		P,M,VP,SC	24+	\$10.00
940	FORT WORTH HANDLEY MEADOW BRK	11/08/1945	Active	12	0	0	0	0.00%	12		11		3	R	M,VP,SC	24+	\$24.00
926	FORT WORTH RIVERSIDE	04/24/1940	Active	16	0	4	-4	-20.00%	20	13	0			N	S,M,SC	1	\$40.00
934	GAINESVILLE	06/11/1948	Active	29	5	5	0	0.00%	29	9	2			N		3	\$158.00
Exc Award (06/30/2023)																	
56900	GLEN ROSE	05/10/1995	Active	75	7	9	-2	-2.60%	78	6	0			N	SC	1	\$154.00
Exc Award (06/30/2022, 06/30/2023)																	
55965	GODLEY	07/05/1994	Active	31	5	3	2	6.90%	27	16	4		2	N	M,SC	1	\$58.00
Exc Award (06/30/2023)																	
936	GRANBURY	02/09/1961	Active	26	5	6	-1	-3.70%	27	14	4		None		P,VP	0	\$54.00
Exc Award (06/30/2022, 06/30/2023, 06/30/2024)																	
57379	GRANDVIEW	09/28/1995	Active	27	2	2	0	0.00%	27	6	2		2	R		0	\$54.00
Exc Award (06/30/2023)																	
937	GRAPEVINE	11/26/1934	Active	27	1	0	1	3.85%	25		0		4		M,VP,SC	5	\$1,052.00
Exc Award (06/30/2018, 06/30/2023, 06/30/2024)																	
47082	HIGHLAND VILLAGE	03/27/1987	Active	22	1	1	0	0.00%	22	56	0			R	M,SC	0	\$44.00
Exc Award (06/30/2023)																	
944	KELLER	02/24/1948	Active	84	10	3	7	9.09%	81	5	0			N	SC	5	\$10.00
Exc Award (06/30/2023)																	



Club Health Assessment for District 2 E2 through May 2025

			Status	Membership							Reports					Finance	LCIF
Club Number	Club Name	Charter Date		Current Member Count	YTD Members Added	YTD Members Dropped	YTD Net Growth	YTD Net Growth%	Member Count 12 Months Ago	Avg. length of service for dropped members	Months Since Last MMR ***	Yrs. Since Last Officer Report	President Rotation	Vice President Reported ****	Months Since Last Activity Report ***	Account Balance	Donations for current Fiscal Year
			Number of times on status quo within last two years	If below 15 members appears	If net loss is greater than 20% appears					If no report in 3 months appears in	When more than one year appears in	Number of repeat terms	Notes the officers that do not have an active	If no report at 12 months appears in red			
55114	KRUM	12/10/1993	Active	24	6	7	-1	-4.00%	26	7	2		2	M,VP,SC	1		\$50.00
Exc Award (06/30/2023)																	
131453	Mansfield Centennial	06/21/2017	Active	14	5	2	3	27.27%	11	4	2		3	R M,SC	24		\$10.00
949	MCKINNEY	10/30/1920	Active	32	3	14	-11	-25.58%	43	11	0			N M,SC	0		\$261.00
Exc Award (06/30/2023)																	
65340	MCKINNEY MORNING PRIDE	05/06/2002	Active	22	2	2	0	0.00%	24	3	4			R M,VP,SC	2		\$44.00
Exc Award (06/30/2022)																	
121532	Mid-Cities Family	03/11/2014	Active(1)	1	0	1	-1	-50.00%	2	11	0		5	M,VP,SC	13		\$10.00
923	NORTHEAST RICHLAND	03/07/1963	Active	93	22	10	12	14.81%	81	8	0			N SC	2		\$473.00
Exc Award (06/30/2016, 06/30/2018, 06/30/2020)																	
115575	NORTHEAST TARRANT	11/14/2011	Active	13	1	2	-1	-7.14%	14	3	4			N M,SC	3		\$130.00
Exc Award (06/30/2016)																	
111356	NORTHWEST TARRANT	06/14/2011	Active	37	2	4	-2	-5.13%	36	4	4			VP,SC	0		\$1,280.00
Exc Award (06/30/2016, 06/30/2017, 06/30/2020)																	
41290	PANTEGO	05/17/1982	Active	27	3	6	-3	-10.00%	31	4	4		2	R M,SC	1		\$600.00
Exc Award (06/30/2022, 06/30/2023)																	
950	PRINCETON	07/01/1947	Active	26	0	0	0	0.00%	26		0		5	S,M,VP,SC	24+		\$52.00
925	RIVER OAKS	03/20/1948	Active	57	4	5	-1	-1.72%	58	13	1		9	P,M,VP,SC	0		\$10.00
Exc Award (06/30/2017, 06/30/2022)																	
952	SAGINAW	09/26/1957	Active	0	0	15	-15	-100.00%	15	6	0			P,S,T,M,VP SC	9		\$10.00
46569	SANGER	10/21/1986	Active	39	4	2	2	5.41%	37	6	4		3	R	1		\$74.00
Exc Award (06/30/2022, 06/30/2023)																	
955	SHERMAN EVENING	04/23/1958	Active	20	2	1	1	5.26%	19	4	0			N M,SC	0		\$38.00
Exc Award (06/30/2017, 06/30/2022)																	
954	SHERMAN NOON	06/21/1928	Active	33	1	0	1	3.13%	32		0			N M,SC	0		\$2,114.00
Exc Award (06/30/2023)																	
129744	Southlake Centennial	01/10/2017	Active	17	1	0	1	6.25%	16		0		7	M,VP	3		\$32.00
Exc Award (06/30/2023)																	



Club Health Assessment for District 2 E2 through May 2025

Club Number	Club Name	Charter Date	Status	Membership							Reports					Finance	LCIF
				Current Member Count	YTD Members Added	YTD Members Dropped	YTD Net Growth	YTD Net Growth%	Member Count 12 Months Ago	Avg. length of service for dropped members	Months Since Last MMR ***	Yrs. Since Last Officer Report	President Rotation	Vice President Reported ****	Months Since Last Activity Report ***	Account Balance	Donations for current Fiscal Year
			Number of times on status quo within last two years	If below 15 members appears				If net loss is greater than 20% appears			If no report in 3 months appears in	When more than one year appears in	Number of repeat terms	Notes the officers that do not have an active	If no report at 12 months appears in red		
956	SPRINGTOWN	12/03/1959	Active	19	2	4	-2	-9.52%	25	2	1		None	P,M,VP,SC	0		\$10.00
	Exc Award (06/30/2023)																
36540	THE COLONY	02/12/1979	Active	11	0	0	0	0.00%	11		12		R	SC	3		\$22.00
958	WEATHERFORD EVENING	02/25/1969	Active	19	3	1	2	11.76%	17	3	4		3	R	S,M,SC	10	\$34.00
	Exc Award (06/30/2022)																
957	WEATHERFORD NOON	12/13/1921	Active	96	11	15	-4	-4.00%	104	4	0			M,VP,SC	0		\$200.00
	Exc Award (06/30/2022, 06/30/2023)																
52132	WHITESBORO	11/01/1991	Active	13	0	0	0	0.00%	13		11		6	R	M,SC	2	\$10.00
	Exc Award (06/30/2023)																

Clubs Cancelled Previous Fiscal Year – Clubs Cancelled within last 12 months may be reinstated

Club Number	Club Name	Charter Date	Current Status*	Cancellation Date
928	FORT WORTH SOUTHEAST	07/15/1952	Cancelled(6*)	01/29/2024
931	FORT WORTH SOUTHWEST	10/18/1960	Cancelled(6*)	01/29/2024

Current Total Clubs Count	YTD New Clubs Count	YTD Cancelled Clubs Count	YTD Net Club Gain	Current Total Members Count	YTD Add	YTD Drop	YTD Net Growth	YTD Net Growth %	Member Count 12 Months Ago	Average Member Count Per Club	% of Clubs with less than 20 members	% No MMR in 3 Months	% No Officer Report in 12 Months	% of Clubs with balance 90+ days	Number of Clubs in Status Quo	% Status Quo Clubs in Financial Suspension	Number of Cancelled Clubs	Average Cancelled Club Age	Members Lost Due to Cancellation	% of Clubs Cancelled for Non-Financial Reasons
54	2	1	1	1,703	234	244	-10	-0.58%	1,759	32	35%	33%	0%	0%	0	0%	1	238	14	100%

* - P - Priority Club. Cancellation Reasons: 1-Objectives/conduct, 2-Non-active club, 5-Non-existing club, 6-Disbanding, 7-Merger, 8-Financial Suspension, 9-District/Multiple District Dues.

** - Abbreviation: P-President, S-Secretary, T-Treasurer, M-Member Chairperson, VP-First Vice President, MC-Communications Chairperson, SC-Service Chairperson

*** - Abbreviation: N/R - Never reported using the Lions Clubs website, N/A - Not applicable, No password registered for the Lions Clubs website.

**** - Abbreviation: N - New, IP - Immediate Past, R - Repeat.



Club Health Assessment for District 2 X1 through May 2025

Club Number	Club Name	Charter Date	Status	Membership							Reports					Finance	LCIF
				Current Member Count	YTD Members Added	YTD Members Dropped	YTD Net Growth	YTD Net Growth%	Member Count 12 Months Ago	Avg. length of service for dropped members	Months Since Last MMR ***	Yrs. Since Last Officer Report	President Rotation	Vice President Reported ****	Months Since Last Activity Report ***	Account Balance	Donations for current Fiscal Year
			Number of times on status quo within last two years	If below 15 members appears				If net loss is greater than 20% appears			If no report in 3 months appears	When more than one year appears in	Number of repeat terms	Notes the officers that do not have an active	If no report at 12 months appears in red		
Clubs less than two years old																	
155901	Collin Athena Alliance	09/18/2023	Active	47	6	2	4	9.30%	40	1	1		2	R	SC	2	
172757	Dallas Badhimalika	07/23/2024	Active	23	23	0	23	100.00%	0		2				M,VP,SC	10	\$100.00
178345	Dallas Everest Women's	10/31/2024	Active	41	41	0	41	100.00%	0		2				M,VP,SC	4	\$150.00
155166	Dallas Green	08/14/2023	Active	25	2	0	2	8.70%	24		3		2	R		1	
176944	Dallas Himalayan Sports	09/06/2024	Active	31	34	3	31	100.00%	0	0	1			N	SC	2	\$100.00
179630	Dallas Himalayan Womens	12/30/2024	Active	39	46	7	39	100.00%	0	0	0			N	M,SC	4	
181348	Dallas Multicultural	04/14/2025	Newly Chartered	31	31	0	31	100.00%	0		0				VP,SC	1	\$20.00
177618	DFW Cyber	09/10/2024	Active	49	50	1	49	100.00%	0	0	0			N	M	3	
156930	Grand Prairie Host Family	12/21/2023	Active	37	24	18	6	19.35%	31	2	1		2	R	M,SC	1	90+ Days
156033	Irving (DFW) Independent Campus	09/26/2023	Active	32	6	0	6	23.08%	24		1			R	M,SC	4	\$20.00
Clubs more than two years old																	
78425	ALLEN COMMUNITY Exc Award (06/30/2024)	03/09/2004	Active	11	0	5	-5	-31.25%	16	5	1		3	N	SC	1	
962	BALCH SPRINGS	01/08/1969	Active	9	0	0	0	0.00%	9		11		9		M,VP,SC	10	\$21.00
42999	CARROLLTON EVENING Exc Award (06/30/2021)	09/19/1983	Active	21	0	0	0	0.00%	23		0			N	M	0	\$105.00
963	CARROLLTON HOST	10/18/1934	Active	26	2	1	1	4.00%	25	2	0			N	SC	1	90+ Days
42260	CEDAR HILL	02/10/1983	Active	24	3	0	3	14.29%	21		7		2	R	SC	7	
967	COMMERCE Exc Award (06/30/2021)	10/06/1925	Active	20	0	5	-5	-20.00%	25	11	1			N	SC	7	\$2,000.00
42630	COPPELL Exc Award (06/30/2016, 06/30/2017, 06/30/2020)	05/12/1983	Active	48	10	6	4	9.09%	44	10	0			N		0	\$9,513.52
43313	CRANDALL COMBINE	01/03/1984	Active	7	1	0	1	16.67%	6		7		2	R	M,SC	10	\$12.00
117832	DALLAS ACE	09/13/2012	Active	16	16	16	0	0.00%	16	7	2		2		T,M,VP,SC	9	\$21.00



Club Health Assessment for District 2 X1 through May 2025

			Status	Membership							Reports					Finance		LCIF
Club Number	Club Name	Charter Date		Current Member Count	YTD Members Added	YTD Members Dropped	YTD Net Growth	YTD Net Growth%	Member Count 12 Months Ago	Avg. length of service for dropped members	Months Since Last MMR ***	Yrs. Since Last Officer Report	President Rotation	Vice President Reported ****	Months Since Last Activity Report ***	Account Balance	Donations for current Fiscal Year	
			Number of times on status quo within last two years	If below 15 members appears				If net loss is greater than 20% appears			If no report in 3 months appears in	When more than one year appears in	Number of repeat terms	Notes the officers that do not have an active	If no report at 12 months appears in red			
141850	Dallas Bangladeshi	06/24/2020	Active	12	0	0	0	0.00%	17		11			N	M,SC	10		
Exc Award (06/30/2021)																		
147774	Dallas Buddha	08/10/2021	Active	45	18	2	16	55.17%	29	3	0			R		0	\$300.00	
987	DALLAS DALCLIFF-WYNNEWOOD	02/29/1952	Active	20	3	2	1	5.26%	19	6	0		3	S,T,M,VP,SC		7	\$2,000.00	
67639	DALLAS EVEREST	04/08/2003	Active	131	31	3	28	27.18%	105	2	1			N		0	\$4,180.00	
Exc Award (06/30/2017, 06/30/2021, 06/30/20)																		
45991	DALLAS FILIPINO	04/28/1986	Active	22	6	3	3	15.79%	19	5	0			R	M,SC	2	\$150.00	
Exc Award (06/30/2016, 06/30/2017, 06/30/20)																		
969	DALLAS FOUNDER	09/15/1916	Active	71	33	12	21	42.00%	54	1	0			N		0	\$2,055.00	
Exc Award (06/30/2023, 07/30/2017)																		
129989	Dallas Frisco	02/14/2017	Active	12	2	4	-2	-14.29%	14	5	5		3	R	SC	3	\$20.00	
153516	Dallas Health	03/14/2023	Active	19	0	3	-3	-13.64%	28	2	1		3	R	T,M,SC	10	\$20.00	
44410	DALLAS INDIAN	12/31/1984	Active	47	7	4	3	6.82%	44	2	2			N	M,SC	4		
Exc Award (06/30/2016, 06/30/2024)																		
151835	Dallas Lumbini	08/31/2022	Active	24	4	2	2	9.09%	22	2	0				M,VP,SC	6	\$20.00	
130010	Dallas North Indo Centennial	02/01/2017	Active	31	1	1	0	0.00%	34	2	2			R		0		
980	DALLAS OAK CLIFF	04/01/1929	Active	85	15	11	4	4.94%	82	22	1			N	T,SC	9	\$900.00	
Exc Award (06/30/2022)																		
982	DALLAS PARK CITIES	01/17/1929	Active	19	0	0	0	0.00%	19		1		3		VP,SC	0	\$200.00	
Exc Award (06/30/2021)																		
143313	Dallas Pokhara	11/16/2020	Active	30	5	2	3	11.11%	27	4	1			N		0	\$300.00	
984	DALLAS SOUTH	06/22/1970	Active	8	0	1	-1	-11.11%	9	16	1		4	R	S,M,VP,SC	1		
Exc Award (06/30/2017)																		
990	DALLAS TRINITY INDUSTRIAL	05/02/1951	Active	19	5	2	3	18.75%	16	2	2			N	M,SC	9	\$6,576.83	
Exc Award (06/30/2022, 06/30/2023, 06/30/20)																		
986	DALLAS WHITE ROCK	02/19/1951	Active	13	1	4	-3	-18.75%	17	23	0				M,VP,SC	0	\$32.00	
90223	DALLAS WOMEN'S	11/23/2005	Active	3	0	0	0	0.00%	3		12		3	R	M,SC	10		



Club Health Assessment for District 2 X1 through May 2025

			Status	Membership							Reports					Finance	LCIF
Club Number	Club Name	Charter Date		Current Member Count	YTD Members Added	YTD Members Dropped	YTD Net Growth	YTD Net Growth%	Member Count 12 Months Ago	Avg. length of service for dropped members	Months Since Last MMR ***	Yrs. Since Last Officer Report	President Rotation	Vice President Reported ****	Months Since Last Activity Report ***	Account Balance	Donations for current Fiscal Year
			Number of times on status quo within last two years	If below 15 members appears			If net loss is greater than 20% appears				If no report in 3 months appears in	When more than one year appears in	Number of repeat terms	Notes the officers that do not have an active	If no report at 12 months appears in red		
Exc Award (06/30/2021)																	
993	DE SOTO	09/19/1949	Active	28	11	8	3	12.00%	25	12	0		9	R	0	90+ Days	\$300.00
Exc Award (06/30/2017, 06/30/2022, 06/30/2023)																	
995	DUNCANVILLE NOON	08/02/1971	Active	60	11	6	5	9.09%	55	15	0		None	P,S,T,VP,SC	0		\$2,050.00
Exc Award (06/30/2018)																	
996	ENNIS HOST	03/05/1921	Active	38	4	20	-16	-29.63%	54	18	0			VP,SC	7		
49668	FERRIS	06/30/1989	Active	5	2	3	-1	-16.67%	6	2	0		3	R	M,SC	5	
Exc Award (06/30/2023)																	
34931	FORNEY	01/17/1978	Active	26	2	5	-3	-10.34%	30	10	0		2	R	SC	10	
1001	GARLAND EVENING	09/04/1958	Active	6	0	0	0	0.00%	6		1			IP	0		\$250.00
Exc Award (06/30/2023)																	
1003	GRAND PRAIRIE HOST	08/10/1942	Active	76	12	24	-12	-13.64%	88	4	0			N	0	90+ Days	\$2,176.00
Exc Award (06/30/2017, 06/30/2020, 06/30/2023)																	
1005	GREENVILLE	07/02/1921	Active	23	2	1	1	4.55%	22	5	0			N	SC	0	\$500.00
58413	IRVING DFW INDIAN	06/13/1996	Active	53	9	3	6	12.77%	47	12	1		2	R		4	\$1,144.00
Exc Award (06/30/2017, 06/30/2018, 06/30/2023)																	
134371	Irving Everest Centennial	04/18/2018	Active	58	18	6	12	26.09%	48	1	1			N	0		\$1,275.00
Exc Award (06/30/2021, 06/30/2023, 06/30/2024)																	
1008	IRVING NOON DAY	07/31/1957	Active	24	2	0	2	9.09%	23		0		7	R	S,M,SC	1	\$20.00
Exc Award (06/30/2017, 06/30/2018)																	
96739	ITALY	03/27/2006	Active	5	1	4	-3	-37.50%	8	3	0		11	N	M,VP,SC	1	\$100.00
Exc Award (06/30/2022)																	
1011	KAUFMAN	07/17/1928	Active	110	26	17	9	8.91%	104	3	0			N	3		\$1,150.00
Exc Award (06/30/2020, 06/30/2024)																	
135184	Lancaster New Centennial	06/25/2018	Active	56	6	0	6	12.00%	48		0		2	R	SC	4	\$420.00
Exc Award (06/30/2024)																	
1014	MABANK CEDAR CREEK AREA	02/12/1970	Active	29	4	0	4	16.00%	25		2		4	N	SC	0	\$10,705.00
Exc Award (06/30/2021, 06/30/2023, 06/30/2024)																	



Club Health Assessment for District 2 X1 through May 2025

			Status	Membership							Reports					Finance		LCIF
Club Number	Club Name	Charter Date		Current Member Count	YTD Members Added	YTD Members Dropped	YTD Net Growth	YTD Net Growth%	Member Count 12 Months Ago	Avg. length of service for dropped members	Months Since Last MMR ***	Yrs. Since Last Officer Report	President Rotation	Vice President Reported ****	Months Since Last Activity Report ***	Account Balance	Donations for current Fiscal Year	
			Number of times on status quo within last two years	If below 15 members appears				If net loss is greater than 20% appears			If no report in 3 months appears in	When more than one year appears in	Number of repeat terms	Notes the officers that do not have an active	If no report at 12 months appears in red			
84344	MAYPEARL	10/19/2004	Active	28	1	2	-1	-3.45%	33	1	0		3	N	S,M,SC	7		
	Exc Award (06/30/2023)																	
1015	MESQUITE HOST	12/20/1939	Active	6	0	2	-2	-25.00%	8	2	4				M,VP,SC	7	\$20.00	
1017	MIDLOTHIAN	04/23/1946	Active	49	10	6	4	8.89%	44	10	0			N		0	\$1,825.00	
	Exc Award (06/30/2021, 06/30/2023, 06/30/2024)																	
136456	Plano Collin Nepalese	10/18/2018	Active	57	4	1	3	5.56%	54	6	0			N		0	\$210.00	
33920	PLANO EARLY	05/23/1977	Active	38	5	4	1	2.70%	37	23	2			N	M,SC	0	\$1,759.00	
	Exc Award (06/30/2021)																	
62193	PLANO EVENING	06/28/1999	Active	2	0	0	0	0.00%	2		9		8		M,VP,SC	6	\$22.00	
1023	RED OAK	10/03/1949	Active	19	6	4	2	11.76%	17	5	0		2	R	T,SC	4	\$60.00	
1024	RICHARDSON HOST	08/22/1957	Active	21	2	1	1	5.00%	20	31	0		3	R	SC	2	\$100.00	
	Exc Award (06/30/2021, 06/30/2023)																	
111389	RICHARDSON MIDDAY	06/16/2011	Active	24	3	1	2	9.09%	21	2	0			N	SC	0	\$1,150.00	
	Exc Award (06/30/2017, 06/30/2018, 06/30/2024)																	
1026	ROCKWALL	05/10/1951	Active	18	0	0	0	0.00%	18		13			N	S,M,SC	6		
1027	ROWLETT	04/04/1966	Active	17	3	0	3	21.43%	14		3		6	R	M,SC	5		
101007	ROYSE CITY	01/24/2008	Active	9	0	3	-3	-25.00%	9	1	4		4	N	SC	0		
	Exc Award (06/30/2017, 06/30/2018, 06/30/2024)																	
37755	SACHSE	12/06/1979	Active	22	2	3	-1	-4.35%	24	7	2			N		0	\$175.00	
	Exc Award (06/30/2022, 06/30/2023, 06/30/2024)																	
68650	SEAGOVILLE SUNSET	04/17/2003	Active	20	0	0	0	0.00%	20		12		12	R		0	\$50.00	
	Exc Award (06/30/2017)																	
1029	TERRELL	02/28/1921	Active	24	20	28	-8	-25.00%	32	8	5			N	M	3	\$20.00	
118089	UTD INFINITY	10/29/2012	Active	12	10	8	2	20.00%	10	1	8		None		P,T,M,VP,SC	7	\$20.00	
1032	WAXAHACHIE	02/03/1925	Active	66	6	10	-4	-5.71%	75	17	0			N	M,SC	6	\$350.00	
103714	WYLIE EVENING	10/02/2008	Active	3	0	6	-6	-66.67%	9	8	5		3		M,VP,SC	5	\$45.00	
	Exc Award (06/30/2023)																	



Club Health Assessment for District 2 X1 through May 2025

			Status	Membership							Reports					Finance	LCIF
Club Number	Club Name	Charter Date		Current Member Count	YTD Members Added	YTD Members Dropped	YTD Net Growth	YTD Net Growth%	Member Count 12 Months Ago	Avg. length of service for dropped members	Months Since Last MMR ***	Yrs. Since Last Officer Report	President Rotation	Vice President Reported ****	Months Since Last Activity Report ***	Account Balance	Donations for current Fiscal Year
			Number of times on status quo within last two years	If below 15 members appears				If net loss is greater than 20% appears			If no report in 3 months appears in	When more than one year appears in	Number of repeat terms	Notes the officers that do not have an active	If no report at 12 months appears in red		

Clubs Cancelled Previous Fiscal Year – Clubs Cancelled within last 12 months may be reinstated

Club Number	Club Name	Charter Date	Current Status*	Cancellation Date
150592	Fate	04/26/2022	Cancelled(8*)	06/29/2024

Current Total Clubs Count	YTD New Clubs Count	YTD Cancelled Clubs Count	YTD Net Club Gain	Current Total Members Count	YTD Add	YTD Drop	YTD Net Growth	YTD Net Growth %	Member Count 12 Months Ago	Average Member Count Per Club	% of Clubs with less than 20 members	% No MMR in 3 Months	% No Officer Report in 12 Months	% of Clubs with balance 90+ days	Number of Clubs in Status Quo	% Status Quo Clubs in Financial Suspension	Number of Cancelled Clubs	Average Cancelled Club Age	Members Lost Due to Cancellation	% of Clubs Cancelled for Non-Financial Reasons
70	6	0	6	2,180	608	296	312	16.70%	1,898	31	33%	23%	0%	6%	0	0%	0	0	0	0%

* - P - Priority Club. Cancellation Reasons: 1-Objectives/conduct, 2-Non-active club, 5-Non-existing club, 6-Disbanding, 7-Merger, 8-Financial Suspension, 9-District/Multiple District Dues.

** - Abbreviation: P-President, S-Secretary, T-Treasurer, M-Member Chairperson, VP-First Vice President, MC-Communications Chairperson, SC-Service Chairperson

*** - Abbreviation: N/R - Never reported using the Lions Clubs website, N/A - Not applicable, No password registered for the Lions Clubs website.

**** - Abbreviation: N - New, IP - Immediate Past, R - Repeat.



Club Health Assessment for District 2 X2 through May 2025

			Status	Membership							Reports					Finance	LCIF	
Club Number	Club Name	Charter Date		Current Member Count	YTD Members Added	YTD Members Dropped	YTD Net Growth	YTD Net Growth%	Member Count 12 Months Ago	Avg. length of service for dropped members	Months Since Last MMR ***	Yrs. Since Last Officer Report	President Rotation	Vice President Reported ****	Months Since Last Activity Report ***	Account Balance	Donations for current Fiscal Year	
			Number of times on status quo within last two years	If below 15 members appears					If net loss is greater than 20% appears			If no report in 3 months appears in	When more than one year appears in	Number of repeat terms	Notes the officers that do not have an active	If no report at 12 months appears in red		
Clubs less than two years old																		
154872	Avinger Area	06/20/2023	Active	23	3	1	2	9.52%	27	14	0			N	M,VP,SC	4		\$65.00
156611	Diana	11/13/2023	Active	14	0	14	-14	-50.00%	28	1	4		2	R	SC	N/A		\$30.00
182364	Hughes Springs	05/21/2025	Newly Chartered	24	24	0	24	100.00%	0		0				S,M,VP,SC	N/R		
Clubs more than two years old																		
1035	ATLANTA	05/30/1940	Active	73	36	12	24	48.98%	50	5	1		4		M,VP,SC	7		\$53.00
Exc Award (06/30/2023)																		
126191	Big Sandy Area	11/17/2015	Active	33	4	5	-1	-2.94%	35	4	2			N		0		\$55.00
Exc Award (06/30/2017, 06/30/2018, 06/30/2020)																		
1039	BONHAM	08/14/1939	Active	11	1	2	-1	-8.33%	12	1	1		2	N	M,SC	14		\$325.00
Exc Award (06/30/2021, 06/30/2024)																		
1040	CANTON	02/26/1932	Active	85	3	3	0	0.00%	85	14	0			N		22		\$1,348.00
1042	DAINGERFIELD	04/25/1944	Active	11	0	1	-1	-8.33%	12	30	1			N	M	19		\$40.00
1047	EMORY	05/14/1941	Active	11	0	1	-1	-8.33%	12	35	1		13		T,M,VP,SC	0		\$30.00
1048	GILMER	10/13/1953	Active	26	10	8	2	8.33%	24	2	5			N	M,SC	0		\$50.00
Exc Award (06/30/2022)																		
1049	GLADEWATER	09/09/1931	Active	15	0	3	-3	-16.67%	18	4	9		2	N	S,SC	8		\$58.43
1050	GRAND SALINE	10/16/1931	Active(2)	6	0	1	-1	-14.29%	7	52	9		12		M,VP	24+		\$30.00
1052	HALLSVILLE	04/05/1946	Active	36	2	2	0	0.00%	38	3	1		2	N	SC	5		\$7,901.00
Exc Award (06/30/2021, 06/30/2022)																		
1375	HENDERSON	01/09/1924	Active	46	10	3	7	17.95%	39	13	1			R	P	9		\$208.00
Exc Award (06/30/2024)																		
1056	JEFFERSON	04/08/1946	Active	23	4	5	-1	-4.17%	28	21	1			R	S,M	14		\$50.00
Exc Award (06/30/2022)																		
1057	JUDSON	05/05/1955	Active	47	11	6	5	11.90%	42	5	1			N		1		\$124.00
Exc Award (06/30/2017, 06/30/2020, 06/30/2022)																		
1059	KILGORE	04/09/1931	Active	53	3	6	-3	-5.36%	54	11	2			R		3		\$30.00



Club Health Assessment for District 2 X2 through May 2025

Club Number	Club Name	Charter Date	Status	Membership							Reports					Finance	LCIF
				Current Member Count	YTD Members Added	YTD Members Dropped	YTD Net Growth	YTD Net Growth%	Member Count 12 Months Ago	Avg. length of service for dropped members	Months Since Last MMR ***	Yrs. Since Last Officer Report	President Rotation	Vice President Reported ****	Months Since Last Activity Report ***	Account Balance	Donations for current Fiscal Year
			Number of times on status quo within last two years	If below 15 members appears				If net loss is greater than 20% appears			If no report in 3 months appears in	When more than one year appears in	Number of repeat terms	Notes the officers that do not have appears in an active	If no report at 12 months red		
1063	LINDEN	04/16/1946	Active	31	5	10	-5	-13.89%	36	11	2			N	T,M,SC	11	\$679.00
	Exc Award (06/30/2021, 06/30/2024)																
1064	LONGVIEW	05/18/1928	Active(1)	11	2	4	-2	-15.38%	13	12	0			N		0	\$256.00
	Exc Award (06/30/2017, 06/30/2020, 06/30/2024)																
1066	MARSHALL	04/05/1938	Active	51	15	6	9	21.43%	41	7	0			N		2	\$380.00
	Exc Award (06/30/2024)																
1070	MT PLEASANT	09/14/1948	Active	84	9	4	5	6.33%	77	9	0			N		0	\$1,188.00
	Exc Award (06/30/2018, 06/30/2021, 06/30/2024)																
1073	NEW BOSTON	04/05/1940	Active	16	4	5	-1	-5.88%	17	2	2		13		M,VP,SC	24+	\$30.00
1074	NEW BOSTON EVENING	02/11/1965	Status Quo(1)	11	0	0	0	0.00%	11		23	1	None		P,S,T,M,VP SC	24+	\$30.00
95183	ORE CITY	02/02/2006	Active	28	2	0	2	7.69%	26		1		2		T,M,VP,SC	15	\$535.00
1076	PARIS FOUNDERS	05/08/1921	Active(2)	9	0	0	0	0.00%	15		11		2		M,VP,SC	24+	\$30.00
1078	PITTSBURG	02/13/1954	Active	23	3	7	-4	-14.81%	27	14	2				M,VP,SC	5	\$30.00
	Exc Award (06/30/2023)																
33198	QUITMAN	01/24/1977	Active(1)	11	0	2	-2	-15.38%	13	17	1		23	R	P,M,SC	12	\$30.00
1081	SULPHUR SPRINGS	09/13/1937	Active	24	3	0	3	14.29%	21		6			N	SC	17	\$442.00
1414	TATUM	04/09/1953	Active	23	1	5	-4	-14.81%	27	8	3			N	M	13	\$30.00
1084	TYLER	08/27/1931	Active	35	2	11	-9	-20.45%	45	17	0			N		0	\$158.00
	Exc Award (06/30/2021, 06/30/2022, 06/30/2024)																
98960	WASKOM	04/03/2007	Active	40	10	4	6	17.65%	37	3	0		2	R	P,SC	13	\$1,263.00
	Exc Award (06/30/2024)																
1087	WHITE OAK	11/19/1953	Active	9	3	7	-4	-30.77%	13	19	4		None		P,T,M,VP,SC	10	\$30.00
1088	WINNSBORO	03/24/1949	Active	10	1	0	1	11.11%	9		2		6	R	M,SC	5	\$30.00
52008	YANTIS LAKE FORK	09/17/1991	Active	15	2	0	2	15.38%	13		9		6		M,VP,SC	16	\$30.00

Clubs Cancelled Previous Fiscal Year – Clubs Cancelled within last 12 months may be reinstated

Club Number	Club Name	Charter Date	Current Status*	Cancellation Date
-------------	-----------	--------------	-----------------	-------------------



Club Health Assessment for District 2 X2 through May 2025

			Status							Membership					Reports				Finance		LCIF
Club Number	Club Name	Charter Date		Current Member Count	YTD Members Added	YTD Members Dropped	YTD Net Growth	YTD Net Growth%	Member Count 12 Months Ago	Avg. length of service for dropped members	Months Since Last MMR ***	Yrs. Since Last Officer Report	President Rotation	Vice President Reported ****	Months Since Last Activity Report ***	Account Balance	Donations for current Fiscal Year				
			Number of times on status quo within last two years	If below 15 members appears				If net loss is greater than 20% appears			If no report in 3 months appears in	When more than one year appears in	Number of repeat terms	Notes the officers that do not have an active	If no report at 12 months appears in red						
140111	Harrison County Hispanic	11/05/2019	Cancelled(8*)	10/29/2023																	
139391	Tatum Ladies	08/15/2019	Cancelled(7*)	09/29/2023																	
Current Total Clubs Count	YTD New Clubs Count	YTD Cancelled Clubs Count	YTD Net Club Gain	Current Total Members Count	YTD Add	YTD Drop	YTD Net Growth	YTD Net Growth %	Member Count 12 Months Ago	Average Member Count Per Club	% of Clubs with less than 20 members	% No MMR in 3 Months	% No Officer Report in 12 Months	% of Clubs with balance 90+ days	Number of Clubs in Status Quo	% Status Quo Clubs in Financial Suspension	Number of Cancelled Clubs	Average Cancelled Club Age	Members Lost Due to Cancellation	% of Clubs Cancelled for Non-Financial Reasons	
34	1	0	1	968	173	138	35	3.75%	952	28	41%	29%	3%	9%	1	100%	0	0	0	0%	

* - P - Priority Club. Cancellation Reasons: 1-Objectives/conduct, 2-Non-active club, 5-Non-existing club, 6-Disbanding, 7-Merger, 8-Financial Suspension, 9-District/Multiple District Dues.

** - Abbreviation: P-President, S-Secretary, T-Treasurer, M-Member Chairperson, VP-First Vice President, MC-Communications Chairperson, SC-Service Chairperson

*** - Abbreviation: N/R - Never reported using the Lions Clubs website, N/A - Not applicable, No password registered for the Lions Clubs website.

**** - Abbreviation: N - New, IP - Immediate Past, R - Repeat.



Club Health Assessment for District 2 X3 through May 2025

Club Number	Club Name	Charter Date	Status	Membership							Reports					Finance	LCIF
				Current Member Count	YTD Members Added	YTD Members Dropped	YTD Net Growth	YTD Net Growth%	Member Count 12 Months Ago	Avg. length of service for dropped members	Months Since Last MMR ***	Yrs. Since Last Officer Report	President Rotation	Vice President Reported ****	Months Since Last Activity Report ***	Account Balance	Donations for current Fiscal Year
			Number of times on status quo within last two years	If below 15 members appears				If net loss is greater than 20% appears			If no report in 3 months appears	When more than one year appears in	Number of repeat terms	Notes the officers that do not have an active	If no report at 12 months appears in red		
Clubs less than two years old																	
179433	Bellmead-Lacy Lakeview	11/06/2024	Active	18	25	7	18	100.00%	0	1	1			M,VP,SC	3		
182205	Hico Area	05/14/2025	Newly Chartered	21	21	0	21	100.00%	0		0			VP,SC	N/R		
156068	Hill County Evening	09/28/2023	Active	18	6	7	-1	-5.26%	21	2	4		2	M,VP,SC	10		
180771	Hill County Lake Whitney	02/06/2025	Active	19	24	5	19	100.00%	0	0	0			M,VP	3		
155967	Mart Area	09/07/2023	Active	14	7	8	-1	-6.67%	15	1	0		2	N	M,SC	5	
Clubs more than two years old																	
1092	BELTON	04/15/1938	Active	37	3	7	-4	-9.76%	41	2	0			N	0		\$82.00
Exc Award (06/30/2023, 06/30/2024)																	
1094	BLOOMING GROVE	09/26/1949	Active	10	1	3	-2	-16.67%	12	24	6		2	R	P,M,SC	1	
52053	BUFFALO	10/04/1991	Active	19	5	3	2	11.76%	16	10	1			N	SC	9	\$234.00
Exc Award (06/30/2023)																	
1099	CLIFTON	03/14/1929	Active	52	6	8	-2	-3.70%	55	8	3		2		M,VP,SC	5	90+ Days \$108.00
Exc Award (06/30/2021, 06/30/2023)																	
1101	COPPERAS COVE	01/28/1946	Active	12	2	4	-2	-14.29%	14	5	0		2	R	M,SC	19	
Exc Award (06/30/2024)																	
1102	CORSICANA	07/03/1918	Active	35	7	5	2	6.06%	33	8	1			N	VP,SC	0	90+ Days \$66.00
1104	CROCKETT	08/22/1923	Active	43	10	4	6	16.22%	37	32	0		2	R	M,SC	2	90+ Days \$74.00
1105	DAWSON	05/10/1940	Active(3)	16	0	0	0	0.00%	16		10		2	R	M,SC	24+	
1108	FAIRFIELD	05/02/1953	Active	17	4	5	-1	-5.56%	18	20	0		5	R	T,M,VP,SC	24+	\$36.00
1110	GATESVILLE	04/11/1935	Active	52	2	7	-5	-8.77%	57	4	2			N	SC	5	\$114.00
Exc Award (06/30/2021)																	
48525	GRAPELAND NOON	05/10/1988	Active	48	3	19	-16	-25.00%	62	6	0			N	SC	0	\$528.00
Exc Award (06/30/2019, 06/30/2024)																	
141406	Greater Athens Area	04/09/2020	Active	9	0	1	-1	-10.00%	11	2	6			N	M,SC	6	\$20.00
1112	GROESBECK	08/23/1923	Active	46	0	3	-3	-6.12%	49	2	4			N	M	9	\$198.00
Exc Award (06/30/2016)																	



Club Health Assessment for District 2 X3 through May 2025

			Status	Membership							Reports					Finance		LCIF
Club Number	Club Name	Charter Date		Current Member Count	YTD Members Added	YTD Members Dropped	YTD Net Growth	YTD Net Growth%	Member Count 12 Months Ago	Avg. length of service for dropped members	Months Since Last MMR ***	Yrs. Since Last Officer Report	President Rotation	Vice President Reported ****	Months Since Last Activity Report ***	Account Balance	Donations for current Fiscal Year	
			Number of times on status quo within last two years	If below 15 members appears				If net loss is greater than 20% appears			If no report in 3 months appears in	When more than one year appears in	Number of repeat terms	Notes the officers that do not have appears in an active	If no report at 12 months red			
1113	HAMILTON	01/26/1943	Active	35	4	5	-1	-2.78%	36	21	0			N	M,SC	6	\$72.00	
103994	HARKER HEIGHTS	11/19/2008	Active	11	0	7	-7	-38.89%	18	8	0		2		P,VP,SC	4	\$36.00	
Exc Award (06/30/2022, 06/30/2024)																		
40844	HEWITT	02/08/1982	Active(1)	18	0	2	-2	-10.00%	20	13	2			N		0		
Exc Award (06/30/2018)																		
1114	HILLSBORO	11/21/1921	Active	52	11	7	4	8.33%	49	3	0				VP,SC	1	\$1,161.00	
Exc Award (06/30/2018, 06/30/2022)																		
1115	HUBBARD	03/28/1929	Active	17	0	1	-1	-5.56%	17	49	3		11	R	M,SC	7	\$36.00	
1118	KENNARD	06/18/1973	Active	9	0	1	-1	-10.00%	10	11	7		None	R	P,M,VP,SC	24+	\$20.00	
1120	KILLEEN EVENING	11/11/1964	Active	19	2	1	1	5.56%	18	0	0			N	SC	0	\$470.00	
Exc Award (06/30/2016, 06/30/2018, 06/30/2020)																		
121362	Killeen Ladies	02/11/2014	Active	5	0	1	-1	-16.67%	6	9	8		2		M,VP,SC	5	\$12.00	
1119	KILLEEN NOON	05/24/1950	Active	56	9	1	8	16.67%	52	5	0			N		4	\$116.00	
49757	KOSSE	07/05/1989	Active	15	0	3	-3	-16.67%	16	4	0			R	T,SC	11		
77837	LAMPASAS	11/28/2003	Active	11	0	3	-3	-21.43%	14	12	0				M,VP,SC	10	\$28.00	
1122	LOMETA	03/16/1945	Active(1)	19	0	6	-6	-24.00%	25	9	7		2	N	M,SC	24+	\$50.00	
1126	MARLIN	05/10/1935	Status Quo(2)	15	0	7	-7	-31.82%	22	12	9		2	R	SC	24+	90+ Days \$44.00	
1128	MC GREGOR	05/22/1952	Active	22	7	4	3	15.79%	20	14	1		2	R	M,SC	15	\$38.00	
153113	McLennan County Lake Waco	12/12/2022	Active(4)	16	2	13	-11	-40.74%	25	2	2			IP	T,SC	N/R	\$3,598.08	
1129	MERIDIAN	06/04/1956	Active	8	2	0	2	33.33%	6		9		2		VP,SC	5	\$12.00	
1130	MEXIA	11/05/1921	Active	20	1	2	-1	-4.76%	22	2	0			N	M,SC	24+	\$42.00	
134337	Nolanville Lions Clubs	04/30/2018	Active	18	5	6	-1	-5.26%	19	4	5		2	R	M,SC	11		
1132	OGLESBY	11/10/1949	Active(1)	31	5	1	4	14.81%	27	0	2			N	M,SC	24+	90+ Days \$54.00	
1133	PALESTINE	07/06/1923	Active	37	14	7	7	23.33%	29	6	0			N		7		
1134	PALESTINE EVENING	10/24/1968	Active	8	0	0	0	0.00%	8		10		3		M,VP,SC	24+	\$32.00	
134105	Piney Woods	03/19/2018	Active	32	6	6	0	0.00%	31	2	1		2	R	M	0	\$164.00	



Club Health Assessment for District 2 X3 through May 2025

Club Number	Club Name	Charter Date	Status	Membership							Reports					Finance	LCIF
				Current Member Count	YTD Members Added	YTD Members Dropped	YTD Net Growth	YTD Net Growth%	Member Count 12 Months Ago	Avg. length of service for dropped members	Months Since Last MMR ***	Yrs. Since Last Officer Report	President Rotation	Vice President Reported ****	Months Since Last Activity Report ***	Account Balance	Donations for current Fiscal Year
			Number of times on status quo within last two years	If below 15 members appears				If net loss is greater than 20% appears			If no report in 3 months appears	When more than one year appears in	Number of repeat terms	Notes the officers that do not have an active	If no report at 12 months appears in red		
1135	RIESEL	03/11/1947	Active(1)	23	2	3	-1	-4.17%	24	3	0			N	M,SC	8	
1136	ROBINSON	06/16/1964	Active	5	0	0	0	0.00%	5		7		19	R	P,M,VP,SC	7	\$10.00
122293	Robinson Area	05/27/2014	Active	20	9	29	-20	-50.00%	24	2	0				S,VP	0	\$210.00
Exc Award (06/30/2016, 06/30/2022, 06/30/20)																	
123172	Rosebud-Lott Area	09/22/2014	Active	10	0	1	-1	-9.09%	11	11	1		9	R		0	\$44.00
30547	SALADO	04/11/1975	Active	58	0	2	-2	-3.33%	66	17	0			N	M,SC	0	\$120.00
53343	TEMPLE BREAKFAST	06/23/1992	Active	26	3	5	-2	-7.14%	28	3	0		2	N	M	0	\$150.00
1138	TEMPLE FOUNDER	06/21/1917	Active	117	8	10	-2	-1.68%	118	21	1			N	T	3	\$1,238.00
Exc Award (06/30/2022)																	
124895	Temple-Belton Ladies	05/19/2015	Active	14	3	2	1	7.69%	17	5	1			N	M	6	\$724.00
Exc Award (06/30/2020, 06/30/2021, 06/30/20)																	
41952	VALLEY MILLS	11/15/1982	Active	14	0	0	0	0.00%	14		14		12	R	S,M,SC	8	
1141	WACO FOUNDER, INC.	07/19/1916	Active	69	8	4	4	6.15%	67	11	1			N	SC	0	\$130.00
120955	Waco Women's	12/13/2013	Active	19	7	5	2	11.76%	17	19	0			N	M,SC	0	\$258.00
Exc Award (06/30/2016, 06/30/2023)																	
1145	WHITNEY	06/29/1931	Active(2)	19	26	19	7	58.33%	12	12	3		None		P,S,T,M,VP SC	7	90+ Days

Clubs Cancelled Previous Fiscal Year – Clubs Cancelled within last 12 months may be reinstated

Club Number	Club Name	Charter Date	Current Status*	Cancellation Date
123700	China Spring-Bosqueville Area	11/25/2014	Cancelled(6*)	06/29/2024
84726	WACO HEART OF TEXAS	01/20/2005	Cancelled(8*)	08/29/2023

Current Total Clubs Count	YTD New Clubs Count	YTD Cancelled Clubs Count	YTD Net Club Gain	Current Total Members Count	YTD Add	YTD Drop	YTD Net Growth	YTD Net Growth %	Member Count 12 Months Ago	Average Member Count Per Club	% of Clubs with less than 20 members	% No MMR in 3 Months	% No Officer Report in 12 Months	% of Clubs with balance 90+ days	Number of Clubs in Status Quo	% Status Quo Clubs in Financial Suspension	Number of Cancelled Clubs	Average Cancelled Club Age	Members Lost Due to Cancellation	% of Clubs Cancelled for Non-Financial Reasons
52	3	0	3	1,354	260	260	0	0.00%	1,350	26	58%	33%	0%	12%	1	100%	0	0	0	0%



Club Health Assessment for District 2 X3 through May 2025

			Status	Membership							Reports					Finance	LCIF
Club Number	Club Name	Charter Date		Current Member Count	YTD Members Added	YTD Members Dropped	YTD Net Growth	YTD Net Growth%	Member Count 12 Months Ago	Avg. length of service for dropped members	Months Since Last MMR ***	Yrs. Since Last Officer Report	President Rotation	Vice President Reported ****	Months Since Last Activity Report ***	Account Balance	Donations for current Fiscal Year
			Number of times on status quo within last two years	If below 15 members appears				If net loss is greater than 20% appears			If no report in 3 months appears in	When more than one year appears in	Number of repeat terms	Notes the officers that do not have an active	If no report at 12 months appears in red		

* - P - Priority Club. Cancellation Reasons: 1-Objectives/conduct, 2-Non-active club, 5-Non-existing club, 6-Disbanding, 7-Merger, 8-Financial Suspension, 9-District/Multiple District Dues.

** - Abbreviation: P-President, S-Secretary, T-Treasurer, M-Member Chairperson, VP-First Vice President, MC-Communications Chairperson, SC-Service Chairperson

*** - Abbreviation: N/R - Never reported using the Lions Clubs website, N/A - Not applicable, No password registered for the Lions Clubs website.

**** - Abbreviation: N - New, IP - Immediate Past, R - Repeat.



Club Health Assessment for District 2 A1 through May 2025

			Status	Membership							Reports					Finance		LCIF
Club Number	Club Name	Charter Date		Current Member Count	YTD Members Added	YTD Members Dropped	YTD Net Growth	YTD Net Growth%	Member Count 12 Months Ago	Avg. length of service for dropped members	Months Since Last MMR ***	Yrs. Since Last Officer Report	President Rotation	Vice President Reported ****	Months Since Last Activity Report ***	Account Balance	Donations for current Fiscal Year	
			Number of times on status quo within last two years	If below 15 members appears				If net loss is greater than 20% appears			If no report in 3 months appears in	When more than one year appears in	Number of repeat terms	Notes the officers that do not have an active	If no report at 12 months appears in red			
Clubs more than two years old																		
1147	BALLINGER	08/16/1928	Active	41	8	3	5	13.89%	40	13	0		2	M,VP,SC	2		\$380.00	
31849	BALLINGER BREAKFAST	03/24/1976	Active	6	0	0	0	0.00%	6		13		18	M,VP,SC	24+			
1148	BANGS	12/04/1944	Cancelled(8*)	0	0	7	-7	-100.00%	7	15	5	1	None	P,S,T,M,VP SC	24+	90+ Days		
130483	Big Spring Centennial	03/17/2017	Active	9	0	1	-1	-10.00%	12	5	10			N	M,SC	4		
33071	BLANKET	12/21/1976	Active	10	0	0	0	0.00%	10		14		12	R	P,M,VP,SC	24+		
1154	BRONTE EVENING	05/19/1966	Active	8	0	0	0	0.00%	8		11		6	R	S,M,VP,SC	24+		
1157	COAHOMA	09/28/1955	Active	20	1	3	-2	-9.09%	22	4	8		9	R	M,SC	24+		
1159	COLEMAN EVENING	03/19/1968	Active	19	2	6	-4	-17.39%	23	9	5		None	N	P,M,SC	7		
1160	COLORADO CITY	07/17/1922	Active	30	3	2	1	3.45%	29	31	1			N	SC	2	\$172.00	
Exc Award (06/30/2024)																		
104952	CONCHO COUNTY	03/10/2009	Status Quo(2)	9	0	0	0	0.00%	9		17	1	None	P,S,T,M,VP SC	24+	90+ Days		
1164	ELDORADO	05/18/1928	Active	12	0	0	0	0.00%	12		13			N	M,SC	12		
32189	GARDEN CITY	05/11/1976	Active	9	0	3	-3	-25.00%	12	34	2		3	P,M,VP,SC	N/R			
1165	GOLDTHWAITE	05/13/1929	Active	14	0	0	0	0.00%	14		7			M,VP,SC	18			
1167	JUNCTION	01/25/1945	Active	10	0	2	-2	-16.67%	12	11	3		None	P,M,VP,SC	23			
1169	KINGSLAND	01/19/1961	Active	48	1	9	-8	-14.29%	56	11	0			M,VP,SC	14		\$50.00	
39022	LAKE BROWNWOOD L C	11/17/1980	Cancelled(6*)	0	0	4	-4	-100.00%	4	12	6		None	P,S,T,M,VP SC	24+			
1170	LLANO	04/01/1935	Active	48	5	8	-3	-5.88%	51	21	0			T,M,VP,SC	24+			
1173	MASON	02/10/1942	Active	56	5	5	0	0.00%	56	12	1			M,VP,SC	24+			
41655	MERTZON IRION COUNTY	06/29/1982	Active	12	2	1	1	9.09%	10	14	1		10	T,M,VP,SC	N/R			
1175	MIDLAND DOWNTOWN	04/09/1928	Active	26	0	5	-5	-16.13%	31	31	2			M,VP,SC	2		\$60.00	
42512	MIDLAND NORTHSIDE	04/26/1983	Active	20	3	1	2	11.11%	18	3	1		2	N	M,SC	0	\$100.00	
1180	MIDLAND TALL CITY	11/30/1971	Active	8	1	3	-2	-20.00%	10	1	0		4	S,M,VP,SC	7			
1181	MIDLAND WEST SIDE	12/10/1953	Active	48	2	3	-1	-2.04%	49	16	0		2	R	SC	4	\$540.00	



Club Health Assessment for District 2 A1 through May 2025

			Status	Membership							Reports					Finance		LCIF
Club Number	Club Name	Charter Date		Current Member Count	YTD Members Added	YTD Members Dropped	YTD Net Growth	YTD Net Growth%	Member Count 12 Months Ago	Avg. length of service for dropped members	Months Since Last MMR ***	Yrs. Since Last Officer Report	President Rotation	Vice President Reported ****	Months Since Last Activity Report ***	Account Balance	Donations for current Fiscal Year	
			Number of times on status quo within last two years	If below 15 members appears			If net loss is greater than 20% appears			If no report in 3 months appears in			When more than one year appears in	Number of repeat terms	Notes the officers that do not have an active	If no report at 12 months appears in red		
Exc Award (06/30/2018, 06/30/2021, 06/30/2023)																		
1182	MILES	10/15/1948	Active	16	1	1	0	0.00%	16	19	0	1	None	P,S,T,M,VP SC	N/R			
1188	REAGAN COUNTY	06/23/1941	Active	17	0	0	0	0.00%	17		21	1	None	P,S,T,M,VP SC	N/R			
125959	Roscoe	10/13/2015	Cancelled(6*)	0	0	19	-19	-100.00%	19	8	6	1	None	P,S,T,M,VP SC	24+			
1190	ROWENA	10/28/1948	Active	23	0	0	0	0.00%	23		9		3	R	P,T,M,VP,SC	N/R		
52945	SAN ANGELO CONCHO PEARL	04/23/1992	Active	35	6	1	5	16.67%	33	22	1			N	SC	5		\$2,682.00
Exc Award (06/30/2018, 06/30/2023)																		
1191	SAN ANGELO DOWNTOWN	09/06/1923	Active	76	10	18	-8	-9.52%	84	10	1			N	SC	5		\$20.00
Exc Award (06/30/2023)																		
1192	SAN ANGELO EAST ANGELO	01/06/1958	Active	89	9	4	5	5.95%	85	3	0			N	SC	11		\$176.00
Exc Award (06/30/2023)																		
119252	SAN ANGELO LADY LIONS	04/29/2013	Active	20	4	1	3	17.65%	18	6	7		2	R	M,SC	0		
Exc Award (06/30/2018)																		
133959	San Angelo Lighthouse	03/07/2018	Status Quo(1)	16	0	2	-2	-11.11%	18	2	7		3		S,T,M,VP,SC	24+	90+ Days	
1194	SAN ANGELO NORTH BY NORTHWEST	06/30/1972	Cancelled(6*)	0	0	9	-9	-100.00%	9	31	3		None	P,S,T,M,VP SC	10			
1195	SAN ANGELO SOUTHSIDE	01/29/1960	Active	18	0	0	0	0.00%	18		7		4	R	T,M,VP,SC	24+		
1202	SONORA	05/09/1928	Active	32	4	2	2	6.67%	29	7	0				M,VP,SC	N/R		\$60.00
1205	STERLING CITY	03/28/1929	Active(1)	10	0	0	0	0.00%	10		5	1	None	P,S,T,M,VP SC	24+			
1206	SWEETWATER	09/16/1929	Active	60	4	2	2	3.45%	63	2	1				M,VP,SC	14		\$116.00
1210	WINTERS	05/23/1924	Active	10	0	1	-1	-9.09%	11	45	0		2		P,T,M,VP,SC	12		

Clubs Cancelled Previous Fiscal Year – Clubs Cancelled within last 12 months may be reinstated

Club Number	Club Name	Charter Date	Current Status*	Cancellation Date
110125	CONCHO VALLEY LAW ENFORCEMENT	01/14/2011	Cancelled(6*)	06/29/2024



Club Health Assessment for District 2 A1 through May 2025

Club Number			Club Name			Charter Date			Status					Membership					Reports					Finance		LCIF
									Current Member Count	YTD Members Added	YTD Members Dropped	YTD Net Growth	YTD Net Growth%	Member Count 12 Months Ago	Avg. length of service for dropped members	Months Since Last MMR ***	Yrs. Since Last Officer Report	President Rotation	Vice President Reported ****	Months Since Last Activity Report ***	Account Balance	Donations for current Fiscal Year				
									Number of times on status quo within last two years	If below 15 members appears			If net loss is greater than 20% appears			If no report in 3 months appears in			When more than one year appears in	Number of repeat terms	Notes the officers that do not have an active			If no report at 12 months appears in red		
Current Total Clubs Count	YTD New Clubs Count	YTD Cancelled Clubs Count	YTD Net Club Gain	Current Total Members Count	YTD Add	YTD Drop	YTD Net Growth	YTD Net Growth %	Member Count 12 Months Ago	Average Member Count Per Club	% of Clubs with less than 20 members	% No MMR in 3 Months	% No Officer Report in 12 Months	% of Clubs with balance 90+ days	Number of Clubs in Status Quo	% Status Quo Clubs in Financial Suspension	Number of Cancelled Clubs	Average Cancelled Club Age	Members Lost Due to Cancellation	% of Clubs Cancelled for Non-Financial Reasons						
34	0	4	-4	885	71	126	-55	-5.85%	954	26	53%	47%	12%	6%	2	100%	4	50	39	75%						

* - P - Priority Club. Cancellation Reasons: 1-Objectives/conduct, 2-Non-active club, 5-Non-existing club, 6-Disbanding, 7-Merger, 8-Financial Suspension, 9-District/Multiple District Dues.

** - Abbreviation: P-President, S-Secretary, T-Treasurer, M-Member Chairperson, VP-First Vice President, MC-Communications Chairperson, SC-Service Chairperson

*** - Abbreviation: N/R - Never reported using the Lions Clubs website, N/A - Not applicable, No password registered for the Lions Clubs website.

**** - Abbreviation: N - New, IP - Immediate Past, R - Repeat.



Club Health Assessment for District 2 A2 through May 2025

Club Number	Club Name	Charter Date	Status	Membership							Reports					Finance	LCIF
				Current Member Count	YTD Members Added	YTD Members Dropped	YTD Net Growth	YTD Net Growth%	Member Count 12 Months Ago	Avg. length of service for dropped members	Months Since Last MMR ***	Yrs. Since Last Officer Report	President Rotation	Vice President Reported ****	Months Since Last Activity Report ***	Account Balance	Donations for current Fiscal Year
			Number of times on status quo within last two years	If below 15 members appears				If net loss is greater than 20% appears			If no report in 3 months appears	When more than one year appears in	Number of repeat terms	Notes the officers that do not have an active	If no report at 12 months red		
Clubs less than two years old																	
157446	Del Rio Amistad	04/04/2024	Active	25	13	4	9	56.25%	22	1	3			S,M,VP,SC	8		
171394	Del Rio Lady Educators	05/21/2024	Active	39	9	27	-18	-31.58%	42	0	0		2	N	S,M	6	
179000	San Antonio Autism	10/04/2024	Active	27	29	2	27	100.00%	0	0	1			N	SC	N/R	
155721	San Antonio Yellow Rose	09/20/2023	Status Quo(1)	11	1	0	1	10.00%	22		4		2	N	M,SC	14	90+ Days
Clubs more than two years old																	
134554	Bandera	05/10/2018	Active	16	2	5	-3	-15.79%	16	3	1			N	M,SC	18	
41774	BEXAR CNTY CHINA GROVE AREA	08/11/1982	Active	27	0	0	0	0.00%	27		9		7	R	M,SC	15	
124884	Boerne	05/21/2015	Active	7	1	0	1	16.67%	6		8		9		M,VP,SC	22	
1215	BRUNI	03/24/1950	Active	19	0	0	0	0.00%	19		9		3	R	M,SC	24+	
1216	CARRIZO SPRINGS	03/07/1940	Active	7	0	0	0	0.00%	7		9		9		S,T,M,VP,SC	24+	
120433	Castroville	09/27/2013	Active(1)	1	0	0	0	0.00%	1		18	1	None		P,S,T,M,VP SC	N/R	
1218	CENTER POINT	04/14/1949	Active	18	0	2	-2	-10.00%	20	25	0	1	None		P,S,T,M,VP SC	24	
1219	COMFORT	10/06/1949	Active	15	0	1	-1	-6.25%	16	13	7			R	T,SC	24+	
Exc Award (06/30/2018)																	
1223	CONVERSE	03/11/1949	Active	23	3	6	-3	-11.54%	26	10	1		2	N	SC	5	\$50.00
1222	CRYSTAL CITY	03/05/1951	Active	12	0	0	0	0.00%	12		9		10	R	S,T,M,VP,SC	24+	
1224	DEL RIO HOST	03/05/1928	Active	59	8	5	3	5.36%	56	16	3			N	S,SC	2	\$1,141.00
Exc Award (06/30/2017)																	
1225	DEL RIO SAN FELIPE	04/22/1949	Active	86	11	8	3	3.61%	82	8	0			N	M,SC	0	\$788.95
Exc Award (06/30/2023, 06/30/2024)																	
1226	DEVINE	04/24/1952	Active	42	4	4	0	0.00%	42	12	1		22	R	T,M,VP,SC	1	
1227	DHANIS	11/23/1948	Active	39	11	1	10	34.48%	29	9	0			IP	P,T,M,VP,SC	N/R	
50526	EAGLE PASS BORDER	05/10/1990	Active	26	3	2	1	4.00%	25	2	0			N	M,SC	1	
Exc Award (06/30/2023)																	
1230	EAGLE PASS EVENING	10/21/1969	Active	54	1	1	0	0.00%	54	31	7		None		P,S,T,M,VP SC	24+	



Club Health Assessment for District 2 A2 through May 2025

			Status	Membership							Reports					Finance		LCIF
Club Number	Club Name	Charter Date		Current Member Count	YTD Members Added	YTD Members Dropped	YTD Net Growth	YTD Net Growth%	Member Count 12 Months Ago	Avg. length of service for dropped members	Months Since Last MMR ***	Yrs. Since Last Officer Report	President Rotation	Vice President Reported ****	Months Since Last Activity Report ***	Account Balance	Donations for current Fiscal Year	
			Number of times on status quo within last two years	If below 15 members appears					If net loss is greater than 20% appears			If no report in 3 months appears in	When more than one year appears in	Number of repeat terms	Notes the officers that do not have appears in an active	If no report at 12 months red		
Exc Award (06/30/2023)																		
1232	FLORESVILLE	10/19/1944	Active	48	5	1	4	9.09%	47	0	0		2	R	M	4	90+ Days	
Exc Award (06/30/2019, 06/30/2024, 07/30/2025)																		
1233	FREDERICKSBURG	07/08/1929	Active	16	0	0	0	0.00%	16		13			N	M,VP,SC	1		
1234	GEORGE WEST	06/28/1948	Active	16	1	3	-2	-11.11%	18	17	0		3	R	M,SC	24+		
1236	HELOTES	07/28/1950	Active	31	2	2	0	0.00%	29	0	7		3	R	P,M	24+		
Exc Award (06/30/2022)																		
1237	HONDO	03/06/1940	Active	23	0	6	-6	-20.69%	29	11	2				P,M,VP,SC	24+		
1241	KERRVILLE HEART O'THE HILLS	04/24/1967	Active	3	1	0	1	50.00%	4		10		2		M,VP,SC	6		
1240	KERRVILLE HOST	09/24/1946	Active	58	15	9	6	11.54%	52	5	0				VP,SC	0		
Exc Award (06/30/2022, 06/30/2023, 06/30/2024)																		
45052	KERRVILLE SUNRISE	06/28/1985	Active	8	0	0	0	0.00%	8		11		5		M,VP,SC	22		
1247	LA VERNIA	04/13/1971	Active	44	3	1	2	4.76%	42	2	1		3	R		1		
Exc Award (06/30/2023, 06/30/2024)																		
1245	LAREDO NOON HOST	03/03/1922	Active(2)	2	2	0	2	100.00%	2		3		7		S,T,M,VP,SC	24+		
1248	LEAKEY	03/11/1948	Active	34	1	6	-5	-12.82%	39	6	6			N		0		
32878	PEARSALL	10/29/1976	Active	6	0	0	0	0.00%	6		12		8		P,T,M,VP,SC	24+		
1251	PLEASANTON	05/19/1948	Active	17	4	1	3	21.43%	14	13	0			N	SC	24+		
1252	POTEET	01/15/1970	Active	140	17	8	9	6.87%	131	8	1			R	VP,SC	24+		
50070	SABINAL	12/30/1989	Active(2)	10	0	0	0	0.00%	10		9		3	R	S,T,M,SC	24+		\$400.00
39336	SAN ANTONIO ALAMO CITY	01/31/1981	Active	12	1	0	1	9.09%	11		2		13		M,VP,SC	24+		\$11.00
1258	SAN ANTONIO ALAMO HEIGHTS	10/25/1940	Active	14	2	3	-1	-6.67%	15	31	2		4	R	M,SC	24+		
Exc Award (06/30/2019, 06/30/2021)																		
55869	SAN ANTONIO ALAMO POSTAL	06/22/1994	Status Quo(1)	4	0	1	-1	-20.00%	5	21	5		None		P,T,M,VP,SC	N/R	90+ Days	\$220.00
103855	SAN ANTONIO ALAMO RANCH	10/23/2008	Active	20	3	10	-7	-25.93%	27	6	0			N	M,SC	0		\$2,600.00
106212	SAN ANTONIO AREA FAMILY	08/06/2009	Active	19	0	3	-3	-13.64%	22	12	7		2		M,VP,SC	16		



Club Health Assessment for District 2 A2 through May 2025

			Status	Membership						Reports					Finance	LCIF	
Club Number	Club Name	Charter Date		Current Member Count	YTD Members Added	YTD Members Dropped	YTD Net Growth	YTD Net Growth%	Member Count 12 Months Ago	Avg. length of service for dropped members	Months Since Last MMR ***	Yrs. Since Last Officer Report	President Rotation	Vice President Reported ****	Months Since Last Activity Report ***	Account Balance	Donations for current Fiscal Year
			Number of times on status quo within last two years	If below 15 members appears				If net loss is greater than 20% appears			If no report in 3 months appears in	When more than one year appears in	Number of repeat terms	Notes the officers that do not have an active	If no report at 12 months appears in red		
Exc Award (06/30/2018)																	
123307	San Antonio Bexar Necessities	10/08/2014	Active	14	0	2	-2	-12.50%	16	2	10		3	VP	4		
Exc Award (06/30/2023, 06/30/2024)																	
1257	SAN ANTONIO CENTRAL PARK	05/23/1969	Active	21	2	1	1	5.00%	20	41	0		2	R	0		\$3,100.00
34603	SAN ANTONIO EDGEWOOD	11/07/1977	Active	82	8	7	1	1.23%	81	16	0			N	M,SC	0	\$20.00
Exc Award (06/30/2017, 06/30/2019, 06/30/2020)																	
106251	SAN ANTONIO FIRST LADIES	08/12/2009	Active	5	0	1	-1	-16.67%	6	15	8		6	R	M,SC	24+	
Exc Award (06/30/2017)																	
1256	SAN ANTONIO FOUNDER	01/17/1919	Active	46	4	2	2	4.55%	44	26	1			N	VP	3	\$2,633.00
Exc Award (06/30/2019)																	
125103	San Antonio Guide Dogs of Texas	06/18/2015	Active	5	0	6	-6	-54.55%	11	7	5		5	R	S,M,SC	24+	
1263	SAN ANTONIO HARLANDALE	03/23/1942	P- Active	0	0	0	0	0.00%	0		47	1	None		P,S,T,M,VP SC	N/R	
1266	SAN ANTONIO HIGHLAND HILLS	10/16/1956	Active(1)	7	0	0	0	0.00%	7		14		5	N	M,SC	24+	
Exc Award (06/30/2022)																	
111410	SAN ANTONIO LIGHTHOUSE	06/20/2011	Active	8	0	1	-1	-11.11%	9	10	4		5	N	SC	24+	
38415	SAN ANTONIO NORTH S A HILLS	05/13/1980	Active	27	3	0	3	12.50%	24		1			N	SC	24+	
1268	SAN ANTONIO NORTHSIDE	11/05/1956	Active	49	18	2	16	48.48%	33	27	1			N	SC	3	\$1,000.00
1269	SAN ANTONIO NORTHWEST	03/22/1951	Active	14	3	3	0	0.00%	14	13	1			N	M,SC	24+	\$200.00
Exc Award (06/30/2018, 06/30/2024)																	
82366	SAN ANTONIO REGION 20	05/18/2004	Active	15	0	0	0	0.00%	15		4		5	R		9	\$75.00
Exc Award (06/30/2024)																	
116846	SAN ANTONIO UNIVERSITY OF INCARNATE WORD	05/14/2012	Active	7	2	0	2	40.00%	5		0			R	M,SC	18	
1273	SAN ANTONIO WEST SIDE	07/17/1951	Active	17	0	0	0	0.00%	18		9		5	R	M,SC	5	
Exc Award (06/30/2017)																	
31779	SAN ANTONIO WINDCREST	03/02/1976	Active	31	4	2	2	6.90%	31	5	0			N	M	8	\$250.00
Exc Award (06/30/2018, 06/30/2023)																	
119413	STOCKDALE	05/21/2013	Active(2)	1	0	3	-3	-75.00%	4	11	0		None		P,M,VP,SC	24+	



Club Health Assessment for District 2 A2 through May 2025

			Status	Membership							Reports					Finance	LCIF
Club Number	Club Name	Charter Date		Current Member Count	YTD Members Added	YTD Members Dropped	YTD Net Growth	YTD Net Growth%	Member Count 12 Months Ago	Avg. length of service for dropped members	Months Since Last MMR ***	Yrs. Since Last Officer Report	President Rotation	Vice President Reported ****	Months Since Last Activity Report ***	Account Balance	Donations for current Fiscal Year
			Number of times on status quo within last two years	If below 15 members appears				If net loss is greater than 20% appears			If no report in 3 months appears in	When more than one year appears in	Number of repeat terms	Notes the officers that do not have an active	If no report at 12 months appears in red		
1276	TILDEN	07/13/1948	Active	20	0	0	0	0.00%	20		9		3	R P,VP,SC	N/R		
1278	UTOPIA	03/19/1948	Active	3	1	2	-1	-25.00%	4	3	6		6	T,M,VP,SC	18	90+ Days	
1279	UVALDE	06/30/1928	Active	24	4	0	4	20.00%	20		7			P,M,VP,SC	7		\$500.00

Clubs Cancelled Previous Fiscal Year – Clubs Cancelled within last 12 months may be reinstated

Club Number	Club Name	Charter Date	Current Status*	Cancellation Date
1214	BRACKETTVILLE	01/11/1954	Cancelled(6*)	04/29/2024
1274	SOMERSET	08/12/1948	Cancelled(6*)	11/29/2023
127525	Universal City	05/13/2016	Cancelled(6*)	09/29/2023

Current Total Clubs Count	YTD New Clubs Count	YTD Cancelled Clubs Count	YTD Net Club Gain	Current Total Members Count	YTD Add	YTD Drop	YTD Net Growth	YTD Net Growth %	Member Count 12 Months Ago	Average Member Count Per Club	% of Clubs with less than 20 members	% No MMR in 3 Months	% No Officer Report in 12 Months	% of Clubs with balance 90+ days	Number of Clubs in Status Quo	% Status Quo Clubs in Financial Suspension	Number of Cancelled Clubs	Average Cancelled Club Age	Members Lost Due to Cancellation	% of Clubs Cancelled for Non-Financial Reasons
60	1	0	1	1,474	202	154	48	3.37%	1,433	25	55%	53%	5%	7%	2	100%	0	0	0	0%

* - P - Priority Club. Cancellation Reasons: 1-Objectives/conduct, 2-Non-active club, 5-Non-existing club, 6-Disbanding, 7-Merger, 8-Financial Suspension, 9-District/Multiple District Dues.

** - Abbreviation: P-President, S-Secretary, T-Treasurer, M-Member Chairperson, VP-First Vice President, MC-Communications Chairperson, SC-Service Chairperson

*** - Abbreviation: N/R - Never reported using the Lions Clubs website, N/A - Not applicable, No password registered for the Lions Clubs website.

**** - Abbreviation: N - New, IP - Immediate Past, R - Repeat.



Club Health Assessment for District 2 A3 through May 2025

			Status	Membership							Reports					Finance		LCIF
Club Number	Club Name	Charter Date		Current Member Count	YTD Members Added	YTD Members Dropped	YTD Net Growth	YTD Net Growth%	Member Count 12 Months Ago	Avg. length of service for dropped members	Months Since Last MMR ***	Yrs. Since Last Officer Report	President Rotation	Vice President Reported ****	Months Since Last Activity Report ***	Account Balance	Donations for current Fiscal Year	
			Number of times on status quo within last two years	If below 15 members appears				If net loss is greater than 20% appears			If no report in 3 months appears in	When more than one year appears in	Number of repeat terms		Notes the officers that do not have an active	If no report at 12 months appears in red		
Clubs less than two years old																		
182225	Delta Area	05/15/2025	Newly Chartered	25	25	0	25	100.00%	0		0				VP,SC	0		
180254	PSJA	01/06/2025	Active	35	35	0	35	100.00%	0		1			N	M,SC	0		
Clubs more than two years old																		
124744	Alamo	04/24/2015	Active	25	3	0	3	13.64%	19		4			R	SC	1		
	Exc Award (06/30/2020)																	
1282	ALICE	01/28/1924	Status Quo(2)	7	0	0	0	0.00%	7		20	1	None		P,S,T,M,VP SC	24+	90+ Days	
82734	ALTON	06/23/2004	Active(1)	12	0	2	-2	-14.29%	14	18	9		12	R	M,VP,SC	24+		
140729	Aransas County Womens	01/14/2020	Active	30	2	2	0	0.00%	30	1	2			N		0		\$50.00
	Exc Award (06/30/2021, 06/30/2022)																	
1284	ARANSAS PASS	11/19/1928	Active	13	6	3	3	30.00%	10	3	1			N	M,SC	5		\$500.00
	Exc Award (06/30/2020)																	
56242	BROWNSVILLE BORDER	11/16/1994	Active	29	1	2	-1	-3.33%	30	5	4		3	N	M,SC	24+		
1287	BROWNSVILLE DOWNTOWN	07/29/1927	Active	31	2	2	0	0.00%	33	9	1			R	M,SC	0		
1288	BROWNSVILLE NITE LIONS	09/17/1970	Active	26	4	2	2	8.33%	24	2	2		2	R		2		\$500.00
	Exc Award (06/30/2018, 06/30/2019, 06/30/20)																	
1289	BROWNSVILLE WEST BROWNSVILLE	11/11/1948	Active	33	0	3	-3	-8.33%	34	4	1			N		0		\$50.00
	Exc Award (06/30/2018, 06/30/2019, 06/30/20)																	
1292	CORPUS CHRISTI DOWNTOWN	12/18/1923	Active(1)	16	7	1	6	60.00%	10	3	1		5		VP	0		
51020	CORPUS CHRISTI INDUSTRIAL NOON	10/24/1990	Status Quo(2)	5	0	0	0	0.00%	5		23	1	None		P,S,T,M,VP SC	24+	90+ Days	
120592	Corpus Christi Women	10/31/2013	Active	11	0	0	0	0.00%	14		1				M,VP,SC	5		
	Exc Award (06/30/2022)																	
1297	DONNA	02/15/1938	Active	40	6	2	4	11.11%	36	21	1		None		P,T,M,VP,SC	1		
	Exc Award (06/30/2021, 06/30/2023)																	
1298	EDINBURG	11/07/1938	Active	34	4	1	3	9.68%	35	10	1		2		M,VP,SC	0		\$330.00
	Exc Award (06/30/2016, 06/30/2020, 06/30/20)																	



Club Health Assessment for District 2 A3 through May 2025

			Status	Membership							Reports					Finance		LCIF
Club Number	Club Name	Charter Date		Current Member Count	YTD Members Added	YTD Members Dropped	YTD Net Growth	YTD Net Growth%	Member Count 12 Months Ago	Avg. length of service for dropped members	Months Since Last MMR ***	Yrs. Since Last Officer Report	President Rotation	Vice President Reported ****	Months Since Last Activity Report ***	Account Balance	Donations for current Fiscal Year	
			Number of times on status quo within last two years	If below 15 members appears				If net loss is greater than 20% appears			If no report in 3 months appears in	When more than one year appears in	Number of repeat terms	Notes the officers that do not have an active	If no report at 12 months appears in red			
59169	EDINBURG EARLY RISERS	02/26/1997	Active	14	1	1	0	0.00%	15	2	7			IP	M,SC	1		
1304	HARLINGEN	08/09/1927	Active	17	0	3	-3	-15.00%	20	9	0			IP		4		
Exc Award (06/30/2020, 06/30/2021)																		
51076	HARLINGEN AMIGAS	11/27/1990	Active(1)	17	2	2	0	0.00%	18	15	1		4	N	SC	0		
Exc Award (06/30/2017, 06/30/2019, 06/30/20																		
1305	HARLINGEN DAWN BREAKERS	04/10/1973	Active	15	0	1	-1	-6.25%	16	5	8			IP		24+		
Exc Award (06/30/2019)																		
53198	HIDALGO	06/04/1992	Active	16	2	5	-3	-15.79%	19	17	2				T,VP,SC	24+		
Exc Award (06/30/2021, 06/30/2023)																		
146825	Ingleside North Bay	06/18/2021	Active	9	5	0	5	125.00%	4		0		6	N	T,M,SC	0		
1309	INTERNATIONAL	04/09/1962	Active	24	2	2	0	0.00%	24	5	4		3	R	M,SC	14		
Exc Award (06/30/2019, 06/30/2020)																		
1310	KINGSVILLE	06/25/1929	Active	40	7	4	3	8.11%	33	36	0			N	SC	0	\$100.00	
Exc Award (06/30/2016, 06/30/2023, 06/30/20																		
41818	LA FERIA	09/28/1982	Status Quo(2)	10	0	0	0	0.00%	0		11		None		P,S,T,M,VP SC	24+	90+ Days	
57581	LA JOYA	12/05/1995	Active(2)	22	0	4	-4	-15.38%	26	4	0		None		P,M,VP,SC	24+		
Exc Award (06/30/2019, 06/30/2020, 06/30/20																		
1313	LOS FRESNOS	12/02/1947	Active	12	3	1	2	20.00%	11	2	1			IP	M,SC	7		
Exc Award (06/30/2023)																		
1315	MC ALLEN	10/25/1923	Active	24	0	0	0	0.00%	24		23	1	None		P,S,T,M,VP SC	24+	90+ Days	
1316	MC ALLEN EVENING	10/30/1973	Active	13	1	0	1	8.33%	13		2		3		M,VP,SC	24+		
1317	MC ALLEN PALM CITY	02/28/1969	Active	21	2	1	1	5.00%	20	11	1		2	R	SC	1	\$440.00	
Exc Award (06/30/2023, 06/30/2024)																		
1318	MERCEDES	03/31/1949	Active	25	2	0	2	8.70%	23		0		3	N		1	\$115.00	
Exc Award (06/30/2019, 06/30/2021)																		
1319	MISSION	04/28/1926	Active	54	5	6	-1	-1.82%	58	3	2			N	T	4	\$1,000.00	
125248	Mission Sunset	06/24/2015	Active	9	0	3	-3	-25.00%	12	6	8			R	M,VP,SC	3		
128063	Odem Area	06/23/2016	Active	16	3	0	3	23.08%	16		6		8	R	M,SC	0	\$885.00	



Club Health Assessment for District 2 A3 through May 2025


			Status	Membership							Reports					Finance		LCIF
Club Number	Club Name	Charter Date		Current Member Count	YTD Members Added	YTD Members Dropped	YTD Net Growth	YTD Net Growth%	Member Count 12 Months Ago	Avg. length of service for dropped members	Months Since Last MMR ***	Yrs. Since Last Officer Report	President Rotation	Vice President Reported ****	Months Since Last Activity Report ***	Account Balance	Donations for current Fiscal Year	
			Number of times on status quo within last two years	If below 15 members appears				If net loss is greater than 20% appears			If no report in 3 months appears in	When more than one year appears in	Number of repeat terms	Notes the officers that do not have an active	If no report at 12 months appears in red			
Exc Award (06/30/2019, 06/30/2020, 06/30/2021)			Active(2)	17	4	1	3	21.43%	16	3	0		2	N	M,SC	5		
133549	Pharr Centennial	01/04/2018																
Exc Award (06/30/2021, 06/30/2022, 06/30/2023)																		
1326 PORTLAND			Active	10	0	4	-4	-28.57%	14	2	0			N		24+		
Exc Award (06/30/2020)																		
53033 PORTLAND NORTH BAY			Active	29	1	5	-4	-12.12%	33	20	1			N	M,SC	1		
Exc Award (06/30/2017, 06/30/2018, 06/30/2019)			Active	10	0	1	-1	-9.09%	12	8	5		5	R	M,SC	14		\$100.00
1327 PREMONT																		
1328 RAYMONDVILLE				Active	17	1	0	1	6.25%	16		4			N	P,M,SC		
1329 RIO GRANDE CITY			Active	29	8	3	5	20.83%	25	6	4				M,VP,SC	1		
1332 ROCKPORT			Active	27	3	7	-4	-12.90%	31	6	0			N	SC	0		
Exc Award (06/30/2021)																		
106809 ROMA			Status Quo(1)	10	0	0	0	0.00%	10		23	1	None		P,S,T,M,VP SC	24+	90+ Days	
1334 SAN BENITO			Active	30	2	0	2	7.14%	25		0		6	R		1	\$1,900.00	
Exc Award (06/30/2022, 06/30/2023, 06/30/2024)																		
126965 San Juan Community			Active	22	7	23	-16	-42.11%	38	2	0			N	S,SC	1	\$240.00	
Exc Award (06/30/2023, 06/30/2024)																		
1340 SINTON			Status Quo(1)	6	0	0	0	0.00%	6		15	1	None		P,S,T,M,VP SC	24+	90+ Days	
55781 SINTON NITE			Active	9	0	2	-2	-18.18%	16	2	1			N		1		
Exc Award (06/30/2019, 06/30/2021, 06/30/2022)																		
1343 WESLACO			Active	69	2	4	-2	-2.82%	71	9	1		2		VP	0		
Exc Award (06/30/2023, 06/30/2024)			Active	45	4	1	3	7.14%	42	36	0		2	R	M,SC	1		
1344 WESLACO MID-VALLEY																		
1345 ZAPATA				Active	43	6	0	6	16.22%	41		2			N			
Exc Award (06/30/2017, 06/30/2019, 06/30/2020)																		

Clubs Cancelled Previous Fiscal Year – Clubs Cancelled within last 12 months may be reinstated

Club Number	Club Name	Charter Date	Current Status*	Cancellation Date
-------------	-----------	--------------	-----------------	-------------------



Club Health Assessment for District 2 A3 through May 2025

 Club NumberClub NameCharter Date			Status	Membership							Reports					Finance		LCIF		
				Current Member Count	YTD Members Added	YTD Members Dropped	YTD Net Growth	YTD Net Growth%	Member Count 12 Months Ago	Avg. length of service for dropped members	Months Since Last MMR ***	Yrs. Since Last Officer Report	President Rotation	Vice President Reported ****	Months Since Last Activity Report ***	Account Balance	Donations for current Fiscal Year			
			Number of times on status quo within last two years	If below 15 members appears				If net loss is greater than 20% appears				If no report in 3 months appears in	When more than one year appears in	Number of repeat terms	Notes the officers that do not have an active	If no report at 12 months appears in red				
1283 ALICE EVENING			06/25/1971	Cancelled(8*)				01/29/2024												
Current Total Clubs Count	YTD New Clubs Count	YTD Cancelled Clubs Count	YTD Net Club Gain	Current Total Members Count	YTD Add	YTD Drop	YTD Net Growth	YTD Net Growth %	Member Count 12 Months Ago	Average Member Count Per Club	% of Clubs with less than 20 members	% No MMR in 3 Months	% No Officer Report in 12 Months	% of Clubs with balance 90+ days	Number of Clubs in Status Quo	% Status Quo Clubs in Financial Suspension	Number of Cancelled Clubs	Average Cancelled Club Age	Members Lost Due to Cancellation	% of Clubs Cancelled for Non-Financial Reasons
49	2	0	2	1,103	168	104	64	6.16%	1,049	23	49%	35%	10%	12%	5	100%	0	0	0	0%

* - P - Priority Club. Cancellation Reasons: 1-Objectives/conduct, 2-Non-active club, 5-Non-existing club, 6-Disbanding, 7-Merger, 8-Financial Suspension, 9-District/Multiple District Dues.

** - Abbreviation: P-President, S-Secretary, T-Treasurer, M-Member Chairperson, VP-First Vice President, MC-Communications Chairperson, SC-Service Chairperson

*** - Abbreviation: N/R - Never reported using the Lions Clubs website, N/A - Not applicable, No password registered for the Lions Clubs website.

**** - Abbreviation: N - New, IP - Immediate Past, R - Repeat.



Club Health Assessment for District 2 S1 through May 2025

			Status	Membership							Reports					Finance		LCIF
Club Number	Club Name	Charter Date		Current Member Count	YTD Members Added	YTD Members Dropped	YTD Net Growth	YTD Net Growth%	Member Count 12 Months Ago	Avg. length of service for dropped members	Months Since Last MMR ***	Yrs. Since Last Officer Report	President Rotation	Vice President Reported ****	Months Since Last Activity Report ***	Account Balance	Donations for current Fiscal Year	
			Number of times on status quo within last two years	If below 15 members appears				If net loss is greater than 20% appears			If no report in 3 months appears in	When more than one year appears in	Number of repeat terms	Notes the officers that do not have appears in an active	If no report at 12 months red			
Clubs more than two years old																		
1346	ALTO	04/26/1935	Active(1)	16	0	1	-1	-5.88%	16	12	9			R	SC	24+		
1349	BEAUMONT BREAKFAST	03/09/1967	Active	5	0	0	0	0.00%	5		0		8	R	M,SC	0	\$25.00	
Exc Award (06/30/2017, 06/30/2018, 06/30/20																		
1348	BEAUMONT FOUNDERS	09/06/1916	Active	16	1	4	-3	-15.79%	20	13	1		None		P,M,VP,SC	24+	\$10,000.00	
Exc Award (06/30/2021, 06/30/2022)																		
1355	BECKVILLE	04/17/1956	Active	8	0	0	0	0.00%	8		11		20	R	P,M,VP,SC	24+		
1356	BRIDGE CITY	11/30/1945	Active	0	12	24	-12	-100.00%	13	4	0		None		P,S,T,M,VP SC	21	\$30.00	
Exc Award (06/30/2020, 06/30/2022, 06/30/20																		
140905	Broaddus on Sam Rayburn	02/10/2020	Active	11	0	0	0	0.00%	11		1			N	M	0	\$33.00	
1357	BUNA	06/24/1949	Active	14	0	0	0	0.00%	14		14		3	R	M,SC	14		
97260	BURKEVILLE TOLEDO BEND	06/05/2006	Active	23	0	0	0	0.00%	23		17		6	N	S,M,SC	24+		
1358	CARTHAGE	06/13/1935	Active	62	8	6	2	3.33%	60	20	0			N	VP,SC	17		
Exc Award (06/30/2023)																		
1360	CENTER NOON	04/13/1947	Active	53	2	3	-1	-1.85%	54	28	1			N	M,VP,SC	24+		
1363	CHESTER	07/05/1949	Active	28	4	2	2	7.69%	26	3	0		2	R	M	0	\$40.00	
1364	CORRIGAN	10/14/1937	Active	13	0	2	-2	-13.33%	15	11	8		4	R	M,SC	11		
1365	CUSHING	10/28/1940	Active(1)	21	5	2	3	16.67%	18	3	7			N	P,M,VP,SC	N/R		
127354	Diboll Area	06/01/2016	Status Quo(1)	11	0	0	0	0.00%	12		11	1	None		P,S,T,M,VP SC	24+	90+ Days	
Exc Award (06/30/2020)																		
1368	DICK DOWLING	11/28/1939	Active	19	7	0	7	58.33%	12		7		5		M,VP,SC	24+		
1371	GARRISON	03/23/1945	Active	11	0	3	-3	-21.43%	14	38	3		4		M,VP,SC	0		
Exc Award (06/30/2018)																		
1445	GROVETON	01/28/1947	Active	22	0	2	-2	-8.33%	24	8	1			R	M,SC	2		
1374	HEMPHILL	04/26/1950	Active	37	6	7	-1	-2.63%	40	6	3		2	N		14	\$120.00	
1379	JACKSONVILLE	08/27/1939	Active(1)	26	2	3	-1	-3.70%	27	9	1		2	R		24+		
1381	JASPER	05/19/1938	Active	37	7	2	5	15.63%	32	8	5			N	M,SC	0	\$611.00	



Club Health Assessment for District 2 S1 through May 2025

			Status	Membership							Reports					Finance		LCIF
Club Number	Club Name	Charter Date		Current Member Count	YTD Members Added	YTD Members Dropped	YTD Net Growth	YTD Net Growth%	Member Count 12 Months Ago	Avg. length of service for dropped members	Months Since Last MMR ***	Yrs. Since Last Officer Report	President Rotation	Vice President Reported ****	Months Since Last Activity Report ***	Account Balance	Donations for current Fiscal Year	
			Number of times on status quo within last two years	If below 15 members appears				If net loss is greater than 20% appears			If no report in 3 months appears in	When more than one year appears in	Number of repeat terms		Notes the officers that do not have an active	If no report at 12 months appears in red		
1382	JASPER EVENING	04/09/1970	Active	8	1	4	-3	-27.27%	11	20	1				M,VP,SC	24+		\$20.00
1383	KIRBYVILLE	12/10/1935	Active	4	1	3	-2	-33.33%	16	20	0		2		M,VP,SC	24+		
1385	LITTLE CYPRESS	05/12/1952	Active	31	14	6	8	34.78%	23	16	0				VP,SC	14		\$187.00
	Exc Award (06/30/2017)																	
1386	LIVINGSTON	04/04/1941	Active	96	9	17	-8	-7.69%	110	13	1			N	SC	1		\$697.00
	Exc Award (06/30/2022, 06/30/2023)																	
1388	LUFKIN EVENING	09/19/1956	Active	8	3	2	1	14.29%	7	26	1				P,VP,SC	0		
	Exc Award (06/30/2022)																	
1389	LUFKIN HOST	10/04/1920	Active	312	20	11	9	2.97%	294	17	0			N	M,SC	N/R		
1390	LUMBERTON	05/05/1966	Active	18	1	0	1	5.88%	17		0		7	N	P,M,VP,SC	24+		
36035	NACOGDOCHES BREAKFAST	09/21/1978	Active(1)	17	7	6	1	6.25%	17	3	1		2	R	M,SC	0		\$48.00
	Exc Award (06/30/2020)																	
52181	NEDERLAND PROFESSIONAL	11/20/1991	Active	21	1	3	-2	-8.70%	23	10	0			N		0		\$335.00
57139	NEW SUMMERFIELD	06/28/1995	Active	9	1	3	-2	-18.18%	11	6	0		9	R	S,VP,SC	0		
	Exc Award (06/30/2023)																	
1398	NEWTON	10/11/1935	Active	26	0	4	-4	-13.33%	31	8	5		None		P,S,M,VP,SC	24+		
50898	ONALASKA GREATER	08/24/1990	Active	37	3	4	-1	-2.63%	41	9	2			N		4		\$137.00
	Exc Award (06/30/2021, 06/30/2022, 06/30/2023)																	
1399	ORANGE	05/12/1937	Active	86	17	23	-6	-6.52%	92	7	0				M,VP,SC	3		\$50.00
	Exc Award (06/30/2016, 06/30/2017, 06/30/2023)																	
33163	ORANGE NOON	12/23/1976	Active(1)	6	0	0	0	0.00%	6		16		7		M,VP,SC	24+		
112058	PANOLA COUNTY	08/17/2011	Active	7	0	1	-1	-12.50%	8	9	1			IP	SC	8		\$20.00
	Exc Award (06/30/2023)																	
1402	PORT ARTHUR FOUNDERS	04/23/1917	Active	13	0	0	0	0.00%	13		0		2	R	SC	24+		\$26.00
	Exc Award (06/30/2017, 06/30/2018)																	
1407	PORT NECHES	03/26/1929	Active	10	1	1	0	0.00%	10	0	7		2	R		19		\$30.00
	Exc Award (06/30/2018)																	
1408	RUSK	08/29/1940	Active	14	1	10	-9	-39.13%	23	13	0		3	R	M,VP,SC	17		



Club Health Assessment for District 2 S1 through May 2025

			Status								Membership							Reports					Finance		LCIF
Club Number	Club Name	Charter Date		Current Member Count	YTD Members Added	YTD Members Dropped	YTD Net Growth	YTD Net Growth%	Member Count 12 Months Ago	Avg. length of service for dropped members	Months Since Last MMR ***	Yrs. Since Last Officer Report	President Rotation	Vice President Reported ****	Months Since Last Activity Report ***	Account Balance	Donations for current Fiscal Year								
			Number of times on status quo within last two years	If below 15 members appears				If net loss is greater than 20% appears			If no report in 3 months appears in	When more than one year appears in	Number of repeat terms	Notes the officers that do not have an active	If no report at 12 months appears in red										
Exc Award (06/30/2020, 06/30/2022, 06/30/2025)			Active	47	4	2	2	4.44%	45	5	1			N	SC	24+	\$3,441.00								
1410 SAN AUGUSTINE 10/08/1937																									
Exc Award (06/30/2020)																									
117213 SHELBYVILLE 06/20/2012				21	2	2	0	0.00%	21	7	0			N	M,SC	0									
Exc Award (06/30/2023)																									
1412 SOUR LAKE 03/22/1929				41	7	2	5	13.89%	36	27	0			N		0		90+ Days							
Exc Award (06/30/2017, 06/30/2018, 06/30/2020)																									
1504 TRINITY 06/18/1928				26	5	1	4	18.18%	22	14	0			N	SC	0									
125076 Winnie Stowell 06/10/2015			Active	41	2	2	0	0.00%	38	1	4		5	R	SC	5	\$423.00								
Exc Award (06/30/2018, 06/30/2020, 06/30/2025)																									
1420 WOODVILLE 12/15/1947			Active	48	2	7	-5	-9.43%	53	15	0			N	M,SC	7	\$156.00								
Exc Award (06/30/2020)																									
Current Total Clubs Count	YTD New Clubs Count	YTD Cancelled Clubs Count	YTD Net Club Gain	Current Total Members Count	YTD Add	YTD Drop	YTD Net Growth	YTD Net Growth %	Member Count 12 Months Ago	Average Member Count Per Club	% of Clubs with less than 20 members	% No MMR in 3 Months	% No Officer Report in 12 Months	% of Clubs with balance 90+ days	Number of Clubs in Status Quo	% Status Quo Clubs in Financial Suspension	Number of Cancelled Clubs	Average Cancelled Club Age	Members Lost Due to Cancellation	% of Clubs Cancelled for Non-Financial Reasons					
44	0	0	0	1,380	156	175	-19	-1.36%	1,412	31	50%	34%	2%	5%	1	100%	0	0	0	0%					

* - P - Priority Club. Cancellation Reasons: 1-Objectives/conduct, 2-Non-active club, 5-Non-existing club, 6-Disbanding, 7-Merger, 8-Financial Suspension, 9-District/Multiple District Dues.

** - Abbreviation: P-President, S-Secretary, T-Treasurer, M-Member Chairperson, VP-First Vice President, MC-Communications Chairperson, SC-Service Chairperson

*** - Abbreviation: N/R - Never reported using the Lions Clubs website, N/A - Not applicable, No password registered for the Lions Clubs website.

**** - Abbreviation: N - New, IP - Immediate Past, R - Repeat.



Club Health Assessment for District 2 S2 through May 2025

			Status	Membership							Reports					Finance		LCIF		
Club Number	Club Name	Charter Date		Current Member Count	YTD Members Added	YTD Members Dropped	YTD Net Growth	YTD Net Growth%	Member Count 12 Months Ago	Avg. length of service for dropped members	Months Since Last MMR ***	Yrs. Since Last Officer Report	President Rotation	Vice President Reported ****	Months Since Last Activity Report ***	Account Balance	Donations for current Fiscal Year			
			Number of times on status quo within last two years	If below 15 members appears					If net loss is greater than 20% appears					If no report in 3 months appears in	When more than one year appears in	Number of repeat terms	Notes the officers that do not have appears in an active	If no report at 12 months red		
Clubs less than two years old																				
172110	Houston Pakistani American	06/17/2024	Status Quo(1)	37	9	0	9	32.14%	0		8		2	M,VP,SC	N/R	90+ Days				
179707	Houston-Cypress Performing	01/08/2025	Active	28	29	1	28	100.00%	0	0	0			N	SC	N/A	90+ Days			
181529	La Porte	05/19/2025	Newly Chartered	22	22	0	22	100.00%	0		0			VP,SC	N/A					
Clubs more than two years old																				
1425	ANAHUAC	11/07/1939	Active	32	0	2	-2	-5.88%	39	38	0			R	S,M	10	\$34.00			
103856	BARBERS HILL	10/23/2008	Active	42	8	2	6	16.67%	36	10	1		7		T,M,VP,SC	23				
1427	BAYTOWN	09/27/1928	Active	42	5	4	1	2.44%	42	18	0			N		8	\$41.00			
1432	BROOKSHIRE PATTISON	01/22/1947	Active	22	1	4	-3	-12.00%	24	16	0		2	R		0	\$1,200.00			
Exc Award (06/30/2023)																				
129319	Cinco Ranch	12/09/2016	Active	16	0	2	-2	-11.11%	19	13	9				M,VP,SC	14	\$18.00			
59540	CLEVELAND	05/19/1997	Active	21	8	10	-2	-8.70%	24	3	3			IP	M,SC	11				
1435	CONROE NOON	02/20/1939	Active	296	35	46	-11	-3.58%	302	7	0			N	T,M,SC	1	\$2,403.04			
44703	CUT AND SHOOT FAMILY	03/08/1985	Active	28	3	3	0	0.00%	29	9	0			N	M	0	\$80.00			
134792	Cypress Centennial Scouting	05/23/2018	Active	14	5	1	4	40.00%	10	2	2		4		P,M,VP,SC	10	\$10.00			
48351	DAYTON NOON	03/30/1988	Active	51	5	1	4	8.51%	47	37	0			R	SC	1	\$97.00			
Exc Award (06/30/2022, 06/30/2023)																				
1446	HARDIN	03/27/1956	Cancelled(8*)	0	0	12	-12	-100.00%	11	8	4		None		P,S,T,M,VP SC	24+	90+ Days			
1447	HEMPSTEAD	05/08/1945	Active	19	1	1	0	0.00%	19	3	2		2	R	M,SC	18				
1449	HOUSTON ALDINE AND SPRING AREA	09/09/1954	Active	7	0	1	-1	-12.50%	8	29	5				M,VP,SC	3				
1440	HOUSTON CY-FAIR	01/22/1957	Active	28	7	2	5	21.74%	23	9	0		2	N		0	\$323.00			
Exc Award (06/30/2022)																				
48338	HOUSTON FIL AM	03/28/1988	Active(1)	24	0	5	-5	-17.24%	29	3	8		2		S,M,VP,SC	24+	\$29.00			
1450	HOUSTON FOUNDER	04/02/1917	Active	7	0	2	-2	-22.22%	9	25	6		None		P,M,VP,SC	24+				
147839	Houston Headquarters National Veterans & Advocates	08/26/2021	Active(2)	14	0	0	0	0.00%	14		11		4	N	M,SC	14				



Club Health Assessment for District 2 S2 through May 2025

			Status	Membership							Reports					Finance		LCIF
Club Number	Club Name	Charter Date		Current Member Count	YTD Members Added	YTD Members Dropped	YTD Net Growth	YTD Net Growth%	Member Count 12 Months Ago	Avg. length of service for dropped members	Months Since Last MMR ***	Yrs. Since Last Officer Report	President Rotation	Vice President Reported ****	Months Since Last Activity Report ***	Account Balance	Donations for current Fiscal Year	
			Number of times on status quo within last two years	If below 15 members appears				If net loss is greater than 20% appears			If no report in 3 months appears in	When more than one year appears in	Number of repeat terms	Notes the officers that do not have an active	If no report at 12 months red			
1455	HOUSTON HEIGHTS	12/08/1944	Active	3	0	2	-2	-40.00%	5	14	0		7	M,VP,SC	4		\$2,635.00	
152792	Houston Indus	10/17/2022	Active	36	8	7	1	2.86%	31	2	0			N	M,SC	1	\$35.00	
122563	Houston Lady	06/20/2014	Active	47	18	2	16	51.61%	27	0	0			N		0	\$636.00	
Exc Award (06/30/2024)																		
1461	HOUSTON MEMORIAL	02/09/1966	Cancelled(6*)	0	0	0	0	0.00%	11		11		None	P,S,T,M,VP SC	24+			
133311	Houston Metroplex Veterans	12/28/2017	Status Quo(3)	4	0	0	0	0.00%	4		7		8	M,VP,SC	24+	90+ Days		
141731	Houston Montrose	06/28/2020	Cancelled(8*)	0	0	6	-6	-100.00%	6	4	5		None	P,S,T,M,VP SC	18	90+ Days		
88745	HOUSTON NORTHWEST	06/27/2005	Active	7	1	1	0	0.00%	8	5	3		3	M,VP,SC	24+		\$7.00	
104166	HOUSTON ROYAL OAKS	12/16/2008	Active	109	16	5	11	11.22%	98	5	1			VP,SC	1			
Exc Award (06/30/2021, 06/30/2024)																		
1473	HOUSTON SOUTHWEST	09/12/1955	Active	6	0	0	0	0.00%	6		9			N	M,SC	N/R	\$31.00	
54911	HOUSTON SPORTS	10/04/1993	Active	26	5	2	3	13.04%	24	14	0		10	R		18	\$173.00	
1474	HOUSTON SPRING BRANCH	11/10/1949	Status Quo(2)	5	0	0	0	0.00%	5		10		4	P,T,M,VP,SC	24+	90+ Days		
140678	Houston Unity	01/16/2020	Active(2)	40	1	13	-12	-23.08%	52	4	3		None	P,M,VP,SC	7	90+ Days	\$160.00	
Exc Award (06/30/2021, 06/30/2022)																		
1480	HOUSTON WESTBURY	04/13/1966	Active	6	0	0	0	0.00%	6		8		2	S,M,VP,SC	24+			
1483	HUFFMAN	05/11/1971	Active	42	18	16	2	5.00%	40	8	0		6	M,VP,SC	0			
1485	HUMBLE	08/24/1945	Active(2)	10	0	2	-2	-16.67%	12	16	1		17	M,VP,SC	24+			
42369	HUMBLE NOON	03/04/1983	Active	26	3	0	3	13.04%	21		6			N	SC	0	\$1,123.00	
Exc Award (06/30/2022, 06/30/2023, 06/30/2024)																		
1487	HUNTSVILLE	05/05/1950	Active	45	8	0	8	21.62%	37		1			N	SC	13		
1489	Katy Community	12/26/1972	Active	10	0	0	0	0.00%	9		2			R	M,SC	1	\$10.00	
119625	Kingwood	06/12/2013	Active(1)	2	2	2	0	0.00%	2	7	4		3	S,M,VP,SC	24+			
65364	KLEIN	05/15/2002	Active	20	3	1	2	11.11%	18	23	0		5	N		0	\$18.00	
1492	LIBERTY	11/08/1939	Active	64	8	0	8	14.29%	54		1			N	SC	0	\$1,106.00	
Exc Award (06/30/2023, 06/30/2024)																		



Club Health Assessment for District 2 S2 through May 2025

			Status	Membership							Reports					Finance		LCIF
Club Number	Club Name	Charter Date		Current Member Count	YTD Members Added	YTD Members Dropped	YTD Net Growth	YTD Net Growth%	Member Count 12 Months Ago	Avg. length of service for dropped members	Months Since Last MMR ***	Yrs. Since Last Officer Report	President Rotation	Vice President Reported ****	Months Since Last Activity Report ***	Account Balance	Donations for current Fiscal Year	
			Number of times on status quo within last two years	If below 15 members appears				If net loss is greater than 20% appears			If no report in 3 months appears in	When more than one year repeat appears in	Number of repeat terms	Notes the officers that do not have an active	If no report at 12 months appears in red			
1493	MAGNOLIA	04/16/1956	Active	32	9	5	4	14.29%	28	19	0			N	M,SC	0		\$1,190.00
152233	Magnolia Tri-County	08/24/2022	Active	11	1	9	-8	-42.11%	19	3	1		3	R	M,SC	19		\$19.00
52966	MONTGOMERY	04/28/1992	Active	19	5	1	4	26.67%	20	0	0			IP		0		\$550.00
Exc Award (06/30/2017, 06/30/2018, 06/30/20																		
133142	Montgomery Lake Conroe Centennial	11/13/2017	Active	27	3	5	-2	-6.90%	32	4	0		2		VP,SC	2		\$200.00
129829	Nassau Bay 100 Centennial	01/23/2017	Active	5	0	0	0	0.00%	5		8		3		M,VP,SC	N/R		\$5.00
1437	PANORAMA L C	11/20/1972	Active	22	3	1	2	10.00%	26	16	0			R	M,SC	5		\$321.00
1496	PASADENA	03/04/1941	Active	23	1	2	-1	-4.17%	24	13	7		None		P,M,VP,SC	3		
115445	PRAIRIE VIEW A & M UNIVERSITY CAMPUS	10/31/2011	P- Active	10	9	0	9	900.00%	1		6		2	N	M,SC	2		\$1.00
1501	SOUTH MONTGOMERY COUNTY L C	02/10/1969	Active	11	0	0	0	0.00%	11		8		14		VP,SC	0		
40405	THE WOODLANDS	10/05/1981	Active	16	1	3	-2	-11.11%	18	7	2		2	R	SC	0		\$1,668.00
41131	TOMBALL	04/05/1982	Active	30	4	6	-2	-6.25%	32	12	1			N		0		\$1,132.00
Exc Award (06/30/2023)																		
1505	TWIN CITY L C	06/18/1965	Cancelled(8*)	0	0	2	-2	-100.00%	2	16	5		None		P,S,T,M,VP SC	24+	90+ Days	
1506	WALLER	07/14/1952	Active	6	0	0	0	0.00%	6		11		3		M,VP,SC	24+		\$6.00
31159	WILLIS	09/08/1975	Active	8	0	0	0	0.00%	8		11		None	N	P,M,SC	24+		

Clubs Cancelled Previous Fiscal Year – Clubs Cancelled within last 12 months may be reinstated

Club Number	Club Name	Charter Date	Current Status*	Cancellation Date
63554	HOUSTON MILLENNIUM	09/05/2000	Cancelled(6*)	07/29/2023

Current Total Clubs Count	YTD New Clubs Count	YTD Cancelled Clubs Count	YTD Net Club Gain	Current Total Members Count	YTD Add	YTD Drop	YTD Net Growth	YTD Net Growth %	Member Count 12 Months Ago	Average Member Count Per Club	% of Clubs with less than 20 members	% No MMR in 3 Months	% No Officer Report in 12 Months	% of Clubs with balance 90+ days	Number of Clubs in Status Quo	% Status Quo Clubs in Financial Suspension	Number of Cancelled Clubs	Average Cancelled Club Age	Members Lost Due to Cancellation	% of Clubs Cancelled for Non-Financial Reasons
51	2	4	-2	1,478	265	192	73	5.20%	1,393	29	45%	41%	0%	10%	3	100%	4	54	20	25%



Club Health Assessment for District 2 S2 through May 2025

			Status	Membership							Reports					Finance	LCIF
Club Number	Club Name	Charter Date		Current Member Count	YTD Members Added	YTD Members Dropped	YTD Net Growth	YTD Net Growth%	Member Count 12 Months Ago	Avg. length of service for dropped members	Months Since Last MMR ***	Yrs. Since Last Officer Report	President Rotation	Vice President Reported ****	Months Since Last Activity Report ***	Account Balance	Donations for current Fiscal Year
			Number of times on status quo within last two years	If below 15 members appears				If net loss is greater than 20% appears			If no report in 3 months appears in	When more than one year appears in	Number of repeat terms	Notes the officers that do not have an active	If no report at 12 months appears in red		

* - P - Priority Club. Cancellation Reasons: 1-Objectives/conduct, 2-Non-active club, 5-Non-existing club, 6-Disbanding, 7-Merger, 8-Financial Suspension, 9-District/Multiple District Dues.

** - Abbreviation: P-President, S-Secretary, T-Treasurer, M-Member Chairperson, VP-First Vice President, MC-Communications Chairperson, SC-Service Chairperson

*** - Abbreviation: N/R - Never reported using the Lions Clubs website, N/A - Not applicable, No password registered for the Lions Clubs website.

**** - Abbreviation: N - New, IP - Immediate Past, R - Repeat.



Club Health Assessment for District 2 S3 through May 2025

Club Number	Club Name	Charter Date	Status	Membership							Reports					Finance	LCIF
				Current Member Count	YTD Members Added	YTD Members Dropped	YTD Net Growth	YTD Net Growth%	Member Count 12 Months Ago	Avg. length of service for dropped members	Months Since Last MMR ***	Yrs. Since Last Officer Report	President Rotation	Vice President Reported ****	Months Since Last Activity Report ***	Account Balance	Donations for current Fiscal Year
			Number of times on status quo within last two years	If below 15 members appears				If net loss is greater than 20% appears			If no report in 3 months appears	When more than one year appears in	Number of repeat terms	Notes the officers that do not have an active	If no report at 12 months red		
Clubs less than two years old																	
156407	Burnet	10/18/2023	Active	10	0	16	-16	-61.54%	26	1	2		2	R	S,M	0	
157787	Thorndale	04/03/2024	Active	20	0	7	-7	-25.93%	26	1	1			IP	SC	6	
Clubs more than two years old																	
1509	AUSTIN CAPITAL CITY	06/09/1967	Active	29	1	2	-1	-3.33%	38	2	0		2	N		1	\$142.00
Exc Award (06/30/2022, 06/30/2023)																	
136148	Austin East Austin Lions Club	07/30/2018	Active	9	0	1	-1	-10.00%	10	3	0		7	R	M,SC	24+	
144996	Austin Everest	02/09/2021	Active	25	4	21	-17	-40.48%	42	3	1		2		VP,SC	4	
Exc Award (06/30/2022)																	
1508	AUSTIN FOUNDER	01/18/1916	Active	85	7	11	-4	-4.49%	89	6	0			N	SC	0	\$1,230.00
Exc Award (06/30/2016, 06/30/2017, 06/30/2020)																	
135085	Austin Indian Centennial	06/21/2018	Active	19	0	0	0	0.00%	19		13		4	R	M	9	
1512	AUSTIN LAKE TRAVIS	05/07/1971	Active	14	0	0	0	0.00%	14		19		3	R	M,SC	24+	\$28.00
1514	AUSTIN NORTH AUSTIN	09/27/1948	Active	16	1	0	1	6.67%	15		9		7	R	T,VP	5	\$130.00
1518	AUSTIN SOUTH AUSTIN	09/23/1949	Active	5	0	0	0	0.00%	6		1		2	R		1	\$10.00
1520	AUSTIN WEST AUSTIN	02/16/1956	Active	11	0	1	-1	-8.33%	12	8	1		20	N	T	8	\$24.00
39844	BASTROP EVENING	05/21/1981	Active	40	13	6	7	21.21%	38	2	1			N		0	\$116.00
Exc Award (06/30/2023)																	
1523	BLANCO	11/22/1938	Active	7	0	0	0	0.00%	7		2				M,VP,SC	0	\$14.00
1530	BUCKHOLTS	01/14/1971	Active	15	0	0	0	0.00%	15		1		11	R	M	7	\$30.00
31117	BUDA	08/15/1975	Active	47	4	4	0	0.00%	47	4	2			N		0	\$292.00
Exc Award (06/30/2018, 06/30/2019, 06/30/2020)																	
32056	BULVERDE	04/23/1976	Active	28	12	1	11	64.71%	17	6	0			N		8	\$74.00
1534	CAMERON	09/19/1923	Active	49	3	0	3	6.52%	46		0			N		0	\$417.00
Exc Award (06/30/2019, 06/30/2020, 06/30/2020)																	
147612	Cameron Evening	07/15/2021	Active	21	3	7	-4	-16.00%	25	4	3		4	R		1	
Exc Award (06/30/2022, 06/30/2023)																	



Club Health Assessment for District 2 S3 through May 2025

			Status	Membership							Reports					Finance		LCIF
Club Number	Club Name	Charter Date		Current Member Count	YTD Members Added	YTD Members Dropped	YTD Net Growth	YTD Net Growth%	Member Count 12 Months Ago	Avg. length of service for dropped members	Months Since Last MMR ***	Yrs. Since Last Officer Report	President Rotation	Vice President Reported ****	Months Since Last Activity Report ***	Account Balance	Donations for current Fiscal Year	
			Number of times on status quo within last two years	If below 15 members appears				If net loss is greater than 20% appears			If no report in 3 months appears in	When more than one year appears in	Number of repeat terms	Notes the officers that do not have an active	If no report at 12 months appears in red			
33506	CANYON LAKE NOON	03/21/1977	Active	54	13	0	13	31.71%	47		0		None	N P	0		\$3,642.00	
	Exc Award (06/30/2017, 06/30/2018, 06/30/20																	
47060	CEDAR PARK LONGHORN	03/17/1987	Active	11	5	3	2	22.22%	9	24	0			N SC	4		\$18.00	
35024	DRIPPING SPRINGS	02/09/1978	Active	21	2	0	2	10.53%	19		3		None	N P	1		\$1,038.00	
	Exc Award (06/30/2016, 06/30/2017, 06/30/20																	
44277	ELGIN EVENING	10/12/1984	Active	16	3	1	2	14.29%	14	1	0		9	M,VP,SC	0		\$150.00	
	Exc Award (06/30/2024)																	
1548	GARDEN RIDGE	03/06/1973	Active	66	11	12	-1	-1.49%	67	12	0			N	0		\$634.00	
	Exc Award (06/30/2018, 06/30/2019, 06/30/20																	
1550	GEORGETOWN	09/24/1923	Active	25	3	4	-1	-3.85%	31	24	2			N SC	0		\$1,204.00	
	Exc Award (06/30/2018, 06/30/2019)																	
1559	HUTTO	11/23/1953	Active	19	1	0	1	5.56%	17		7			N SC	10		\$36.00	
	Exc Award (06/30/2021)																	
1561	JOHNSON CITY	02/09/1939	Active	21	1	0	1	5.00%	20		4		2	M,VP,SC	9		\$40.00	
124846	Kyle	05/13/2015	Active	12	1	0	1	9.09%	11		0			N SC	9		\$22.00	
38848	LAGO VISTA	08/11/1980	Active	99	20	1	19	23.75%	88	13	0			N	7		\$2,960.00	
	Exc Award (06/30/2016, 06/30/2018, 06/30/20																	
48996	LIBERTY HILL	11/11/1988	Active	14	1	1	0	0.00%	14	7	3			R SC	8		\$1,828.00	
1567	LOCKHART	10/05/1967	Active	23	7	1	6	35.29%	17	11	0			N M,SC	6		\$100.00	
1569	LULING	09/09/1948	Active	16	2	5	-3	-15.79%	19	6	1			N	1		\$378.00	
	Exc Award (06/30/2016, 06/30/2021)																	
1572	MANOR	12/16/1955	Active	19	1	12	-11	-36.67%	30	3	1		2	N	2		\$560.00	
	Exc Award (06/30/2021, 06/30/2022)																	
1574	MARION	03/19/1949	Active	3	0	0	0	0.00%	3		14	1	None	P,S,T,M,VP SC	5			
	Exc Award (06/30/2016)																	
1575	MCQUEENEY	12/08/1970	Active	48	3	4	-1	-2.04%	49	16	1			N M,VP,SC	0		\$98.00	
46625	MILANO EVENING	11/17/1986	Active	14	1	0	1	7.69%	13		8		2	R	3		\$26.00	
	Exc Award (06/30/2018)																	



Club Health Assessment for District 2 S3 through May 2025

			Membership								Reports						Finance		LCIF	
Club Number	Club Name	Charter Date		Current Member Count	YTD Members Added	YTD Members Dropped	YTD Net Growth	YTD Net Growth%	Member Count 12 Months Ago	Avg. length of service for dropped members	Months Since Last MMR ***	Yrs. Since Last Officer Report	President Rotation	Vice President Reported ****	Months Since Last Activity Report ***	Account Balance	Donations for current Fiscal Year			
			Number of times on status quo within last two years	If below 15 members appears				If net loss is greater than 20% appears			If no report in 3 months appears	When more than one year appears in	Number of repeat terms	Notes the officers that do not have an active	If no report at 12 months appears in red					
1577	NEW BRAUNFELS	03/18/1924	Active	130	25	20	5	4.00%	126	10	0			N	3		\$3,695.00			
	Exc Award (06/30/2016, 06/30/2018, 06/30/20																			
1578	NEW BRAUNFELS EVENING	05/31/1967	Active	44	10	4	6	15.79%	38	12	0			N	7		\$736.00			
	Exc Award (06/30/2017, 06/30/2021, 06/30/20																			
30224	PFLUGERVILLE	02/13/1975	Active	57	0	0	0	0.00%	58		1		2	R SC	3		\$114.00			
96419	POINT VENTURE	03/06/2006	Active	64	8	1	7	12.28%	56	9	0			N	0		\$2,274.00			
	Exc Award (06/30/2017, 06/30/2020, 06/30/20																			
1580	ROCKDALE NOON	01/13/1941	Active	18	4	8	-4	-18.18%	22	5	1			VP	3		\$44.00			
49670	ROUND ROCK NOON	06/29/1989	Active	15	0	4	-4	-21.05%	21	11	6			N	7		\$1,443.00			
	Exc Award (06/30/2016, 06/30/2021)																			
1583	SAN MARCOS	11/12/1941	Active	112	21	17	4	3.70%	108	4	0			N	0		\$2,346.00			
	Exc Award (06/30/2018, 06/30/2021, 06/30/20																			
53499	SAN MARCOS BLUEBONNET	07/01/1992	Active	40	6	0	6	17.65%	32		1			N	9		\$438.00			
	Exc Award (06/30/2017, 06/30/2019, 06/30/20																			
103971	SCHERTZ CIBOLO SELMA	11/13/2008	Active	48	8	12	-4	-7.69%	52	3	0			N	1		\$270.00			
	Exc Award (06/30/2016, 06/30/2018, 06/30/20																			
104738	SPICEWOOD AND HIGHLAND LAKES	02/12/2009	Status Quo(3)	2	0	15	-15	-88.24%	17	11	5			M,VP,SC	5	90+ Days				
1592	TAYLOR	03/18/1940	Active(1)	37	3	2	1	2.78%	36	2	3			N SC	0		\$1,115.00			
	Exc Award (06/30/2016, 06/30/2022, 06/30/20																			
117756	UNIVERSITY OF TEXAS	09/25/2012	Active	30	10	1	9	42.86%	21	0	0			N SC	1					
	Exc Award (06/30/2017)																			
1597	WIMBERLEY	01/17/1969	Active	157	23	6	17	12.14%	140	4	1			VP	0		\$4,280.00			
	Exc Award (06/30/2016, 06/30/2019, 06/30/20																			
Current Total Clubs Count	YTD New Clubs Count	YTD Cancelled Clubs Count	YTD Net Club Gain	Current Total Members Count	YTD Add	YTD Drop	YTD Net Growth	YTD Net Growth %	Member Count 12 Months Ago	Average Member Count Per Club	% of Clubs with less than 20 members	% No MMR in 3 Months	% No Officer Report in 12 Months	% of Clubs with balance 90+ days	Number of Clubs in Status Quo	% Status Quo Clubs in Financial Suspension	Number of Cancelled Clubs	Average Cancelled Club Age	Members Lost Due to Cancellation	% of Clubs Non-Financial Reasons
48	0	0	0	1,685	241	211	30	1.81%	1,687	35	44%	27%	2%	2%	1	100%	0	0	0	0%



Club Health Assessment for District 2 S3 through May 2025

			Status	Membership						Reports					Finance	LCIF	
Club Number	Club Name	Charter Date		Current Member Count	YTD Members Added	YTD Members Dropped	YTD Net Growth	YTD Net Growth%	Member Count 12 Months Ago	Avg. length of service for dropped members	Months Since Last MMR ***	Yrs. Since Last Officer Report	President Rotation	Vice President Reported ****	Months Since Last Activity Report ***	Account Balance	Donations for current Fiscal Year
			Number of times on status quo within last two years	If below 15 members appears				If net loss is greater than 20% appears			If no report in 3 months appears in	When more than one year appears in	Number of repeat terms	Notes the officers that do not have an active	If no report at 12 months appears in red		

* - P - Priority Club. Cancellation Reasons: 1-Objectives/conduct, 2-Non-active club, 5-Non-existing club, 6-Disbanding, 7-Merger, 8-Financial Suspension, 9-District/Multiple District Dues.

** - Abbreviation: P-President, S-Secretary, T-Treasurer, M-Member Chairperson, VP-First Vice President, MC-Communications Chairperson, SC-Service Chairperson

*** - Abbreviation: N/R - Never reported using the Lions Clubs website, N/A - Not applicable, No password registered for the Lions Clubs website.

**** - Abbreviation: N - New, IP - Immediate Past, R - Repeat.



Club Health Assessment for District 2 S4 through May 2025

			Status	Membership							Reports					Finance	LCIF
Club Number	Club Name	Charter Date		Current Member Count	YTD Members Added	YTD Members Dropped	YTD Net Growth	YTD Net Growth%	Member Count 12 Months Ago	Avg. length of service for dropped members	Months Since Last MMR ***	Yrs. Since Last Officer Report	President Rotation	Vice President Reported ****	Months Since Last Activity Report ***	Account Balance	Donations for current Fiscal Year
			Number of times on status quo within last two years	If below 15 members appears				If net loss is greater than 20% appears			If no report in 3 months appears in	When more than one year appears in	Number of repeat terms	Notes the officers that do not have an active	If no report at 12 months appears in red		
Clubs less than two years old																	
154785	Bay Area League of Extraordinary Lions	06/16/2023	Active	10	1	8	-7	-41.18%	19	2	3			VP,SC	10		\$110.00
178159	Brazoria County South Onyx	09/03/2024	Active(1)	29	29	0	29	100.00%	0		0			N M,SC	6		
155267	Galveston County Cigar	07/25/2023	Active	42	12	1	11	35.48%	34	2	0		2	S,VP	0		
154656	GREATER HOUSTON	06/08/2023	Active	72	44	23	21	41.18%	63	2	0		3	N	0		\$603.00
Exc Award (06/30/2023, 06/30/2024)																	
180473	Houston Nigerian	02/06/2025	Active	40	40	0	40	100.00%	0		0			M,VP,SC	3	90+ Days	
178023	Missouri City Caribbean	08/26/2024	Active(1)	24	24	0	24	100.00%	0		0			M,VP,SC	6		
175519	Pearland Area Onyx	07/18/2024	Active	26	40	14	26	100.00%	0	0	0		None	P,S,T,M,VP	0		\$50.00
155758	Pearland Lady	09/08/2023	Active	50	2	2	0	0.00%	54	1	0			N	0		\$680.00
Exc Award (06/30/2024)																	
179334	Stafford United Lions	11/04/2024	Active	20	20	0	20	100.00%	0		4			M,VP,SC	N/R		
Clubs more than two years old																	
1598	ALVIN	08/07/1936	Active	41	3	1	2	5.13%	38	17	1			N	1		\$58.50
1600	ANGLETON	05/17/1929	Active	28	2	0	2	7.69%	26		0			N SC	10		\$39.00
151392	Angleton Danbury	06/17/2022	Active(2)	12	2	10	-8	-40.00%	20	2	0			N S,T,M,SC	4		
1602	AUSTWELL TIVOLI L C	03/28/1967	Active	9	1	2	-1	-10.00%	10	4	1			VP,SC	16		\$15.00
56904	BACLIFF-SAN LEON BAYSIDE L C	05/03/1995	Active	23	1	2	-1	-4.17%	24	6	0			VP	0		\$36.00
Exc Award (06/30/2023)																	
1603	BAY CITY	09/19/1940	Active	117	22	25	-3	-2.50%	120	4	0			N SC	3		\$180.00
Exc Award (06/30/2023, 06/30/2024)																	
45643	BAY CITY EVENING	01/31/1986	Active	12	1	3	-2	-14.29%	14	4	7			N	0	90+ Days	\$21.00
120242	Bay City Lady Lions	08/29/2013	Active	20	2	3	-1	-4.76%	21	9	3			N	3		\$31.50
Exc Award (06/30/2022)																	
106899	BEEVILLE	11/18/2009	Active	9	0	18	-18	-66.67%	27	7	0		5	T,M,VP,SC	6		\$40.50
Exc Award (06/30/2023)																	



Club Health Assessment for District 2 S4 through May 2025

			Status	Membership							Reports					Finance		LCIF
Club Number	Club Name	Charter Date		Current Member Count	YTD Members Added	YTD Members Dropped	YTD Net Growth	YTD Net Growth%	Member Count 12 Months Ago	Avg. length of service for dropped members	Months Since Last MMR ***	Yrs. Since Last Officer Report	President Rotation	Vice President Reported ****	Months Since Last Activity Report ***	Account Balance	Donations for current Fiscal Year	
			Number of times on status quo within last two years	If below 15 members appears					If net loss is greater than 20% appears			If no report in 3 months appears in	When more than one year appears in	Number of repeat terms	Notes the officers that do not have an active	If no report at 12 months appears in red		
118273	BLESSING EFLM	11/08/2012	Active	36	5	7	-2	-5.26%	38	6	4		2	R	M,SC	1	\$57.00	
Exc Award (06/30/2017, 06/30/2022)																		
1606	BOLING	03/02/1948	Active	15	1	0	1	7.14%	14		1		None		P,T,VP	1	\$1,021.00	
Exc Award (06/30/2022, 06/30/2023)																		
1607	BRAZORIA	11/18/1947	Active	36	8	0	8	28.57%	27		2		3	N	M,VP,SC	1	\$2,042.00	
Exc Award (06/30/2024)																		
138156	Brazoria County Hispanic	05/07/2019	Active	27	0	0	0	0.00%	27		23		7		M,VP,SC	10		
47604	BRAZOSPORT BREAKFAST	06/30/1987	Active	109	16	4	12	12.37%	100	2	0			N	T,SC	2	\$245.50	
Exc Award (06/30/2023)																		
1641	BRAZOSPORT EVENING	10/22/1970	Active	18	1	1	0	0.00%	19	14	0		None	N	P,M,SC	2	\$52.50	
120093	BRAZOSPORT NOON	08/01/2013	Active	11	3	3	0	0.00%	11	5	0		2		M,VP,SC	0	\$66.50	
Exc Award (06/30/2024)																		
120288	Clute	09/06/2013	Status Quo(2)	7	0	0	0	0.00%	7		24		5		S,T,M,VP,SC	3	90+ Days	
1609	CUERO	10/18/1938	Active	17	0	8	-8	-32.00%	25	8	0			N	SC	3	\$20.23	
1613	EAST BERNARD	03/19/1941	Active	26	1	0	1	4.00%	27		0		18		VP,SC	4		
1614	EDNA	10/14/1948	Active	20	6	5	1	5.26%	20	6	3			N	M,SC	2	\$28.50	
1615	EL CAMPO	09/09/1941	Active	30	0	2	-2	-6.25%	32	19	5			R	M,SC	3		
119405	EL CAMPO LADY	05/17/2013	Active	23	2	4	-2	-8.00%	25	2	1			N		1	\$37.50	
Exc Award (06/30/2023)																		
1656	FIRST CAPITOL WEST COLUMBIA	08/22/1949	Active	8	0	1	-1	-11.11%	9	8	0				M,VP,SC	3		
1616	FREEPORT HOST	05/03/1943	Active	10	0	0	0	0.00%	11		3		4		M,VP,SC	3		
98909	FULSHEAR SIMONTON	03/26/2007	Active	22	0	1	-1	-4.35%	23	14	2		6	N	SC	0	\$1,034.50	
Exc Award (06/30/2018)																		
1618	GALVESTON	01/26/1922	Active	25	3	4	-1	-3.85%	27	2	0				M,VP,SC	0	\$1,039.00	
1629	GALVESTON COUNTY GULF COAST	02/27/1948	Active	14	0	4	-4	-22.22%	18	3	1			R	M,SC	4	\$27.00	
105592	GALVESTON WEST BEACH	06/01/2009	Active	34	5	0	5	17.24%	31		1		2	R	SC	0	\$853.50	
Exc Award (06/30/2022)																		



Club Health Assessment for District 2 S4 through May 2025

Club Number	Club Name	Charter Date	Status	Membership							Reports					Finance	LCIF
				Current Member Count	YTD Members Added	YTD Members Dropped	YTD Net Growth	YTD Net Growth%	Member Count 12 Months Ago	Avg. length of service for dropped members	Months Since Last MMR ***	Yrs. Since Last Officer Report	President Rotation	Vice President Reported ****	Months Since Last Activity Report ***	Account Balance	Donations for current Fiscal Year
			Number of times on status quo within last two years	If below 15 members appears				If net loss is greater than 20% appears			If no report in 3 months appears	When more than one year appears in	Number of repeat terms	Notes the officers that do not have an active	If no report at 12 months appears in red		
1620	GANADO	04/11/1966	Active	19	4	5	-1	-5.00%	19	21	2			N	SC	0	\$1,050.00
1621	GOLIAD	06/17/1948	Active	24	2	3	-1	-4.00%	25	3	0		None	N	P,M,SC	0	\$137.50
1622	HALLETTSVILLE	02/24/1941	Active	24	1	3	-2	-7.69%	25	55	1		2	R	T,M,SC	1	\$539.00
124923	Karnes City Lions	05/21/2015	Active	14	1	5	-4	-22.22%	18	3	1		3		S,M,VP,SC	3	\$3,027.00
118893	KEMAH	03/06/2013	Active	21	0	2	-2	-8.70%	26	2	0			N	SC	0	\$69.00
Exc Award (06/30/2021)																	
1628	LAKE JACKSON	11/27/1945	Active	11	3	2	1	10.00%	12	2	0		2		VP,SC	2	\$215.00
1630	LEAGUE CITY	04/10/1952	Active(1)	50	21	13	8	19.05%	42	3	1		4	N		0	
47131	MANVEL	04/03/1987	Active	12	3	0	3	33.33%	11		0		3	R		3	\$13.50
115651	Matagorda County Hunting and Fishing	12/01/2011	Active	10	7	0	7	233.33%	3		2				VP	2	\$200.00
34432	MISSOURI CITY-BLUE RIDGE	09/30/1977	Active	16	2	0	2	14.29%	14		0		None	R	P	1	\$34.91
1633	NEEDVILLE	03/04/1946	Active	12	1	0	1	9.09%	12		1			IP	M,SC	0	\$96.50
1634	PALACIOS	08/18/1949	Active	15	6	6	0	0.00%	15	4	0			R	M,SC	3	\$122.50
Exc Award (06/30/2022, 06/30/2023, 06/30/2024)																	
1636	PEARLAND	06/28/1948	Active	143	10	6	4	2.88%	148	4	0			N		0	\$358.50
Exc Award (06/30/2022, 06/30/2024)																	
82519	PEARLAND SILVER LAKE	06/03/2004	Active	42	4	0	4	10.53%	44		0			N		0	\$3,517.00
Exc Award (06/30/2018, 06/30/2024)																	
1640	REFUGIO	07/15/1948	Active	34	0	0	0	0.00%	39		11		2		M,VP,SC	24+	\$51.00
1642	ROSENBERG	06/11/1931	Active	33	2	0	2	6.45%	30		0			N		0	\$46.50
1646	SANTA FE	03/29/1960	Active	18	3	5	-2	-10.00%	20	11	2		2		M,VP,SC	0	\$30.00
Exc Award (06/30/2023)																	
121052	Sargent Area	12/30/2013	Active	47	14	16	-2	-4.08%	53	4	0		2	R	SC	0	\$83.50
Exc Award (06/30/2022, 06/30/2023, 06/30/2024)																	
117219	SHINER	06/18/2012	Active	50	4	1	3	6.38%	45	1	1			R	SC	2	\$70.50
Exc Award (06/30/2024)																	
1649	SUGAR LAND	05/05/1941	Active	55	16	3	13	30.95%	42	3	0		2	R	SC	5	\$1,143.00



Club Health Assessment for District 2 S4 through May 2025

			Status	Membership							Reports					Finance	LCIF	
Club Number	Club Name	Charter Date		Current Member Count	YTD Members Added	YTD Members Dropped	YTD Net Growth	YTD Net Growth%	Member Count 12 Months Ago	Avg. length of service for dropped members	Months Since Last MMR ***	Yrs. Since Last Officer Report	President Rotation	Vice President Reported ****	Months Since Last Activity Report ***	Account Balance	Donations for current Fiscal Year	
			Number of times on status quo within last two years	If below 15 members appears				If net loss is greater than 20% appears			If no report in 3 months appears in	When more than one year appears in	Number of repeat terms	Notes the officers that do not have an active	If no report at 12 months appears in red			
	Exc Award (06/30/2019, 06/30/2020, 06/30/2021)	1650 SWEENY	04/23/1945	Active	38	6	9	-3	-7.32%	41	3	6		None	P,M,VP,SC	0		\$300.00
	Exc Award (06/30/2022, 06/30/2023)	1651 TEXAS CITY	03/01/1939	Active	13	2	2	0	0.00%	13	14	1		2	R SC	0		\$539.50
	Exc Award (06/30/2023)	42042 TEXAS CITY MAINLAND	12/03/1982	Active	37	2	1	1	2.78%	41	41	0		7	S,M,VP,SC	3		\$54.00
120039	Van Vleck		07/24/2013	Active	15	1	1	0	0.00%	15	12	3			IP SC	1		\$22.50
1654	VICTORIA		01/17/1925	Active	57	20	9	11	23.91%	46	14	0			VP	2		\$1,519.00
	Exc Award (06/30/2023)	1655 VICTORIA BOULEVARD	06/30/1950	Cancelled(6*)	0	0	0	0	0.00%	15		10	1	None	P,S,T,M,VP SC	18		
119708	Victoria Downtown		06/19/2013	Active(2)	7	1	10	-9	-56.25%	16	6	7		4	S,T,M,VP,SC	24+	90+ Days	
1657	WHARTON		05/03/1928	Active	41	3	3	0	0.00%	41	2	0			N P	1		\$1,000.00
	Exc Award (06/30/2022, 06/30/2023, 06/30/2024)	1658 WOODSBORO	09/16/1930	Active	17	0	14	-14	-45.16%	31	5	2			N T,SC	0		\$46.50
	Exc Award (06/30/2022, 06/30/2023)	1659 YOAKUM	07/19/1928	Active	60	2	1	1	1.69%	59	2	0			VP,SC	0		\$88.50
1660	YORKTOWN		12/19/1939	Active	43	3	2	1	2.38%	42	22	2		6	R M,SC	2	90+ Days	\$63.00

Clubs Cancelled Previous Fiscal Year – Clubs Cancelled within last 12 months may be reinstated

Club Number	Club Name	Charter Date	Current Status*	Cancellation Date
1612	DICKINSON	06/15/1941	Cancelled(6*)	08/29/2023
124488	Falls City	03/31/2015	Cancelled(8*)	08/29/2023
100315	FRIENDSWOOD	10/10/2007	Cancelled(6*)	06/29/2024
122986	Kenedy	08/25/2014	Cancelled(8*)	12/29/2023
64510	MOULTON	06/30/2001	Cancelled(8*)	06/29/2024
1638	PORT LAVACA	06/30/1941	Cancelled(8*)	06/29/2024
1643	ROSENBERG FORT BEND	03/08/1962	Cancelled(6*)	12/29/2023
1648	STAFFORD MISSOURI CITY	04/17/1957	Cancelled(8*)	12/29/2023



Club Health Assessment for District 2 S4 through May 2025

Club Number			Club Name			Charter Date			Status						Membership						Reports						Finance		LCIF	
									Current Member Count	YTD Members Added	YTD Members Dropped	YTD Net Growth	YTD Net Growth%	Member Count 12 Months Ago	Avg. length of service for dropped members	Months Since Last MMR ***	Yrs. Since Last Officer Report	President Rotation	Vice President Reported ****	Months Since Last Activity Report ***	Account Balance	Donations for current Fiscal Year								
									Number of times on status quo within last two years	If below 15 members appears			If net loss is greater than 20% appears			If no report in 3 months appears in			When more than one year appears in	Number of repeat terms	Notes the officers that do not have an active			If no report at 12 months appears in red						
Current Total Clubs Count	YTD New Clubs Count	YTD Cancelled Clubs Count	YTD Net Club Gain	Current Total Members Count	YTD Add	YTD Drop	YTD Net Growth	YTD Net Growth %	Member Count 12 Months Ago	Average Member Count Per Club	% of Clubs with less than 20 members	% No MMR in 3 Months	% No Officer Report in 12 Months	% of Clubs with balance 90+ days	Number of Clubs in Status Quo	% Status Quo Clubs in Financial Suspension	Number of Cancelled Clubs	Average Cancelled Club Age	Members Lost Due to Cancellation	% of Clubs Cancelled for Non-Financial Reasons										
67	5	1	4	2,050	441	278	163	8.64%	1,964	31	39%	21%	0%	7%	1	100%	1	425	0	-400%										

* - P - Priority Club. Cancellation Reasons: 1-Objectives/conduct, 2-Non-active club, 5-Non-existing club, 6-Disbanding, 7-Merger, 8-Financial Suspension, 9-District/Multiple District Dues.


** - Abbreviation: P-President, S-Secretary, T-Treasurer, M-Member Chairperson, VP-First Vice President, MC-Communications Chairperson, SC-Service Chairperson

*** - Abbreviation: N/R - Never reported using the Lions Clubs website, N/A - Not applicable, No password registered for the Lions Clubs website.

**** - Abbreviation: N - New, IP - Immediate Past, R - Repeat.



Club Health Assessment for District 2 S5 through May 2025

			Status	Membership							Reports					Finance	LCIF	
Club Number	Club Name	Charter Date		Current Member Count	YTD Members Added	YTD Members Dropped	YTD Net Growth	YTD Net Growth%	Member Count 12 Months Ago	Avg. length of service for dropped members	Months Since Last MMR ***	Yrs. Since Last Officer Report	President Rotation	Vice President Reported ****	Months Since Last Activity Report ***	Account Balance	Donations for current Fiscal Year	
			Number of times on status quo within last two years	If below 15 members appears					If net loss is greater than 20% appears			If no report in 3 months appears in	When more than one year appears in	Number of repeat terms	Notes the officers that do not have an active	If no report at 12 months appears in red		
Clubs more than two years old																		
1522	BELLVILLE	11/20/1940	Active	107	6	4	2	1.90%	105	6	1		2	N	24+		\$3,105.00	
84358	BLINN COLLEGE	10/29/2004	Active	13	17	28	-11	-45.83%	25	1	0		2		S,M,VP,SC	13	\$25.00	
Exc Award (06/30/2022, 06/30/2023)																		
1525	BRENNHAM EVENING	09/01/1936	Active	22	0	0	0	0.00%	25		3				M,VP,SC	15	\$2,022.00	
Exc Award (06/30/2022)																		
1526	BRENNHAM NOON	04/03/1969	Active	21	4	2	2	10.53%	19	14	0		11		M,VP,SC	24+	\$3,000.00	
1527	BRYAN	08/28/1923	Active	66	19	11	8	13.79%	58	13	0			N		5	\$1,058.00	
1532	CALDWELL	02/12/1948	Active	21	1	1	0	0.00%	21	56	1			N	M	0	\$225.00	
49848	CALDWELL BURLESON COUNTY	09/15/1989	Active	36	4	1	3	9.09%	33	28	0			N	T	0	\$1,848.00	
Exc Award (06/30/2017, 06/30/2018, 06/30/20)																		
51093	CALDWELL EARLY EVENING	12/03/1990	Active	11	0	5	-5	-31.25%	16	6	0			N		21	\$25.00	
Exc Award (06/30/2017, 06/30/2023)																		
1537	CARMINE	02/18/1972	Active	38	5	2	3	8.57%	35	32	0		None		P,T,M,VP,SC	19		
Exc Award (06/30/2021, 06/30/2022, 06/30/20)																		
1539	COLLEGE STATION	10/23/1950	Active	136	10	23	-13	-8.72%	148	11	0			N		2	\$12,180.00	
Exc Award (06/30/2019, 06/30/2024)																		
125004	College Station Evening	05/29/2015	P- Active	0	0	0	0	0.00%	15		8		None		P,S,T,M,VP SC	15		
Exc Award (06/30/2022)																		
1538	COLLEGE STATION MORNING	07/11/1973	Active	12	0	0	0	0.00%	12		21		2	R	M,SC	24+	\$25.00	
1540	COLUMBUS	06/04/1943	Active	105	19	8	11	11.70%	91	4	0			N		0	\$1,294.00	
Exc Award (06/30/2017, 06/30/2022, 06/30/20)																		
49975	DIME BOX	11/27/1989	Active	44	5	0	5	12.82%	38		8			N	P,SC	0		
Exc Award (06/30/2018, 06/30/2022, 06/30/20)																		
1543	EAGLE LAKE NOON	06/26/1941	Active	25	6	5	1	4.17%	24	26	0			N	M,SC	22	\$25.00	
Exc Award (06/30/2017)																		
1546	FAYETTEVILLE	10/13/1966	Active	70	4	14	-10	-12.50%	80	8	0		2	R	SC	10		
38888	FLATONIA	09/29/1980	Active	38	1	3	-2	-5.00%	41	5	0			N		0	\$40.00	



Club Health Assessment for District 2 S5 through May 2025

			Status	Membership							Reports					Finance		LCIF
Club Number	Club Name	Charter Date		Current Member Count	YTD Members Added	YTD Members Dropped	YTD Net Growth	YTD Net Growth%	Member Count 12 Months Ago	Avg. length of service for dropped members	Months Since Last MMR ***	Yrs. Since Last Officer Report	President Rotation	Vice President Reported ****	Months Since Last Activity Report ***	Account Balance	Donations for current Fiscal Year	
			Number of times on status quo within last two years	If below 15 members appears				If net loss is greater than 20% appears			If no report in 3 months appears in	When more than one year appears in	Number of repeat terms		Notes the officers that do not have appears in an active	If no report at 12 months red		
1549	GARWOOD	01/26/1948	Active	25	0	0	0	0.00%	25		13		None		P,M,VP,SC	24+		\$25.00
99420	GERONIMO LIONS	05/22/2007	Active	34	0	2	-2	-5.56%	37	7	1			N	M,SC	1		\$35.00
1552	GIDDINGS	08/22/1928	Active	79	5	1	4	5.33%	74	25	0			N	SC	14		\$150.00
Exc Award (06/30/2017, 06/30/2021, 06/30/2022)																		
39986	GIDDINGS BREAKFAST	06/12/1981	Active	92	6	3	3	3.37%	89	8	0			N	M	0		\$20.00
Exc Award (06/30/2021, 06/30/2022, 06/30/2023)																		
63598	GIDDINGS EVENING	10/02/2000	Active	6	0	6	-6	-50.00%	12	4	0		None		P,T,M,VP,SC	0		
Exc Award (06/30/2023, 06/30/2024)																		
47663	GIDDINGS NEW HORIZONS	08/05/1987	Active	76	0	5	-5	-6.17%	80	2	2		2	N	SC	14		\$1,237.00
Exc Award (06/30/2020, 06/30/2021, 06/30/2022)																		
50444	GONZALES BREAKFAST	04/23/1990	Active	14	0	0	0	0.00%	14		8		2		S,T,M,VP,SC	19		
1553	GONZALES NOON	05/03/1940	Active	77	13	7	6	8.45%	70	9	0			N		2		(\$1,000.00)
Exc Award (06/30/2017, 06/30/2021, 06/30/2022)																		
1557	HEARNE	09/09/1947	Active	19	0	0	0	0.00%	19		12		3	R	M,SC	24+		\$25.00
1558	HILLTOP LAKES	03/10/1967	Active	55	7	9	-2	-3.51%	57	16	0			N	P,SC	0		\$57.00
Exc Award (06/30/2022, 06/30/2023)																		
1560	INDUSTRY WEST END	06/14/1971	Active	24	1	4	-3	-11.11%	27	23	1				P,M,VP,SC	24+		\$27.00
48641	LA GRANGE BLUEBONNET	06/08/1988	Active	22	1	0	1	4.76%	21		2			N		2		\$21.00
Exc Award (06/30/2019, 06/30/2020)																		
1565	LA GRANGE EVENING	11/03/1966	Active	35	0	4	-4	-10.26%	39	8	0				M,VP,SC	24+		
Exc Award (06/30/2022)																		
1564	LA GRANGE NOON	08/28/1928	Active	88	11	25	-14	-13.73%	102	8	0				VP	7		\$1,102.00
Exc Award (06/30/2020, 06/30/2023)																		
1566	LEXINGTON	12/17/1953	Active	46	3	12	-9	-16.36%	58	6	0				M,VP,SC	1		\$55.00
Exc Award (06/30/2022, 06/30/2023, 06/30/2024)																		
1571	MADISONVILLE	03/18/1948	Active	17	2	1	1	6.25%	16	9	0		6		M,VP,SC	24+		\$25.00
1576	NAVASOTA	10/04/1948	Active	24	6	3	3	14.29%	21	3	1		None	N	P	17		
47083	NAVASOTA NOON	03/30/1987	Active	32	1	0	1	3.23%	31		0			R	T	0		



Club Health Assessment for District 2 S5 through May 2025

Club Number	Club Name	Charter Date	Status	Membership							Reports					Finance	LCIF
				Current Member Count	YTD Members Added	YTD Members Dropped	YTD Net Growth	YTD Net Growth%	Member Count 12 Months Ago	Avg. length of service for dropped members	Months Since Last MMR ***	Yrs. Since Last Officer Report	President Rotation	Vice President Reported ****	Months Since Last Activity Report ***	Account Balance	Donations for current Fiscal Year
			Number of times on status quo within last two years	If below 15 members appears				If net loss is greater than 20% appears			If no report in 3 months appears	When more than one year appears in	Number of repeat terms	Notes the officers that do not have an active	If no report at 12 months red		
Exc Award (06/30/2018)																	
46535	NEW BADEN CAMP CREEK EVENING	09/22/1986	Active(1)	27	1	4	-3	-10.00%	31	22	4		2	R	VP,SC	24+	\$100.00
54329	NEW ULM	04/12/1993	Active	17	4	0	4	30.77%	13		0		None		P,T,M,VP,SC	24+	
1579	NIXON	09/09/1941	Active	13	0	2	-2	-13.33%	15	5	8			N	SC	24+	
104953	PAIGE	03/12/2009	Active	49	5	2	3	6.52%	47	8	2			N	M,SC	1	\$25.00
Exc Award (06/30/2021, 06/30/2022, 06/30/20)																	
130508	Round Top	03/24/2017	Active	15	0	0	0	0.00%	13		11		8	R	M,SC	14	\$15.00
Exc Award (06/30/2021)																	
1585	SCHULENBURG	11/15/1966	Active	26	1	8	-7	-21.21%	33	13	0		5		M,VP,SC	24+	
Exc Award (06/30/2022)																	
1586	SEALY	12/20/1968	Active	14	2	0	2	16.67%	12		0		2	R	M,VP	2	\$2,000.00
1587	SEGUIN NOON	02/27/1940	Active	38	3	4	-1	-2.56%	38	16	4			N	SC	9	\$1,078.00
Exc Award (06/30/2024)																	
39119	SEGUIN SUNRISE	12/23/1980	Active	27	1	1	0	0.00%	28	2	2			N		0	\$1,127.00
Exc Award (06/30/2022, 06/30/2023)																	
49887	SEGUIN SUNSET	10/19/1989	Active	13	0	2	-2	-13.33%	15	4	0			N	SC	1	
Exc Award (06/30/2022, 06/30/2023)																	
1589	SHERIDAN	03/30/1964	Active	43	8	0	8	22.86%	35		2			IP	T,M,SC	0	
Exc Award (06/30/2017)																	
1590	SMITHVILLE	02/17/1927	Active	46	6	3	3	6.98%	47	4	0			N		0	\$43.00
1591	SNOOK	03/20/1967	Active	26	1	1	0	0.00%	27	2	4			N	SC	17	
63111	WAELDER NEW MILLENNIUM	05/03/2000	Active	5	0	2	-2	-28.57%	7	2	0		4		M,VP,SC	0	\$1,025.00
Exc Award (06/30/2022)																	
110138	WASHINGTON COUNTY LADIES	01/19/2011	Active	53	7	5	2	3.92%	54	7	1			IP		0	\$601.00
Exc Award (06/30/2018, 06/30/2024)																	
1596	WEIMAR	02/03/1948	Active	61	3	3	0	0.00%	61	15	1			N		2	\$1,061.00
51604	WEIMAR ENCORE	05/07/1991	Active	44	1	0	1	2.33%	43		1			N		0	\$543.00
Exc Award (06/30/2021, 06/30/2023, 06/30/20)																	



Club Health Assessment for District 2 S5 through May 2025

INTERNATIONAL

Club Number	Club Name	Charter Date	Status	Membership							Reports					Finance	LCIF
			Current Member Count	YTD Members Added	YTD Members Dropped	YTD Net Growth	YTD Net Growth%	Member Count 12 Months Ago	Avg. length of service for dropped members	Months Since Last MMR ***	Yrs. Since Last Officer Report	President Rotation	Vice President Reported ****	Months Since Last Activity Report ***	Account Balance	Donations for current Fiscal Year	
			Number of times on status quo within last two years	If below 15 members appears				If net loss is greater than 20% appears			If no report in 3 months appears in	When more than one year appears in	Number of repeat terms	Notes the officers that do not have an active	If no report at 12 months appears in red		
48759	WELLBORN	06/24/1988	Active	22	2	0	2	10.00%	20		1		2	R M,SC	17		
Exc Award (06/30/2023)																	

Clubs Cancelled Previous Fiscal Year – Clubs Cancelled within last 12 months may be reinstated

Club Number	Club Name	Charter Date	Current Status*	Cancellation Date
65401	AGGIELAND	05/21/2002	Cancelled(8*)	08/29/2023
108308	SOMERVILLE	05/12/2010	Cancelled(8*)	06/29/2024

Current Total Clubs Count	YTD New Clubs Count	YTD Cancelled Clubs Count	YTD Net Club Gain	Current Total Members Count	YTD Add	YTD Drop	YTD Net Growth	YTD Net Growth %	Member Count 12 Months Ago	Average Member Count Per Club	% of Clubs with less than 20 members	% No MMR in 3 Months	% No Officer Report in 12 Months	% of Clubs with balance 90+ days	Number of Clubs in Status Quo	% Status Quo Clubs in Financial Suspension	Number of Cancelled Clubs	Average Cancelled Club Age	Members Lost Due to Cancellation	% of Clubs Cancelled for Non-Financial Reasons
53	0	0	0	2,069	202	226	-24	-1.15%	2,117	39	26%	23%	0%	0%	0	0%	0	0	0	0%

* - P - Priority Club. Cancellation Reasons: 1-Objectives/conduct, 2-Non-active club, 5-Non-existing club, 6-Disbanding, 7-Merger, 8-Financial Suspension, 9-District/Multiple District Dues.

** - Abbreviation: P-President, S-Secretary, T-Treasurer, M-Member Chairperson, VP-First Vice President, MC-Communications Chairperson, SC-Service Chairperson

*** - Abbreviation: N/R - Never reported using the Lions Clubs website, N/A - Not applicable, No password registered for the Lions Clubs website.

**** - Abbreviation: N - New, IP - Immediate Past, R - Repeat.




Club Health Assessment for District 3 E through May 2025

			Status	Membership							Reports					Finance		LCIF
Club Number	Club Name	Charter Date		Current Member Count	YTD Members Added	YTD Members Dropped	YTD Net Growth	YTD Net Growth%	Member Count 12 Months Ago	Avg. length of service for dropped members	Months Since Last MMR ***	Yrs. Since Last Officer Report	President Rotation	Vice President Reported ****	Months Since Last Activity Report ***	Account Balance	Donations for current Fiscal Year	
			Number of times on status quo within last two years	If below 15 members appears				If net loss is greater than 20% appears			If no report in 3 months appears in	When more than one year appears in	Number of repeat terms	Notes the officers that do not have an active	If no report at 12 months appears in red			
Clubs less than two years old																		
157521	Bokoshe	03/26/2024	Active	30	0	11	-11	-26.83%	44	1	0		2	N	M,VP,SC	1		
Clubs more than two years old																		
1661	BARTLESVILLE	05/04/1921	Active	30	4	2	2	7.14%	28	40	0			N		7	\$3,000.00	
1896	BRISTOW	11/30/1921	Active	31	4	0	4	14.81%	27		7			N	P,SC	24		
47013	BROKEN ARROW	03/05/1987	Active	9	0	1	-1	-10.00%	10	17	1		5		P,M,VP,SC	24+		
67489	BROKEN ARROW NOON	03/26/2003	Active	6	0	1	-1	-14.29%	7	22	0				M,VP,SC	24+		
1702	BROKEN BOW	03/07/1929	Active	13	0	3	-3	-18.75%	16	7	0		3	R	SC	12	\$125.00	
Exc Award (06/30/2018)																		
1664	CHECOTAH	11/18/1921	Active	26	4	6	-2	-7.14%	28	23	3				M,VP,SC	24+		
43131	CLAYTON	11/21/1983	Active	22	3	1	2	10.00%	19	30	1		3	R	M,SC	17		
1667	COWETA	02/02/1940	Active	16	0	0	0	0.00%	16		7		3	N	M,VP,SC	24+		
1668	DEWEY	05/13/1952	Active	9	0	2	-2	-18.18%	11	10	4			N	M,SC	24+		
1669	FAIRLAND	10/27/1953	Active	19	2	1	1	5.56%	18	47	0		2	N		1	\$1,250.00	
1714	HEAVENER	01/30/1923	Active	24	0	0	0	0.00%	24		12			N	P,M,VP,SC	24+		
1671	HENRYETTA	05/17/1929	Active	54	12	7	5	10.20%	46	6	0				M,VP,SC	0		
Exc Award (06/30/2016, 06/30/2018, 06/30/20)																		
43705	HOLDENVILLE	04/30/1984	Active	18	2	1	1	5.88%	17	2	3			N	M,VP,SC	0		
1717	HUGO	06/11/1919	Active(1)	20	12	2	10	100.00%	10	4	0			N	M,SC	1		
1718	IDABEL	12/14/1928	Active	27	1	2	-1	-3.57%	28	9	2			IP	P,M,SC	24+	\$450.00	
64980	JAY	02/06/2002	Active	10	0	0	0	0.00%	13		7		4	R	M,SC	24+		
1725	MC ALESTER	06/13/1918	Active	26	2	6	-4	-13.33%	30	20	0				VP,SC	0	\$50.00	
1676	MIAMI	03/18/1921	Active	11	0	3	-3	-21.43%	14	10	2		6		T,M,VP,SC	24+		
1678	MORRIS	01/24/1961	Active	15	0	0	0	0.00%	15		36		3		M,VP,SC	24+		
44934	MULDROW	05/09/1985	Active	8	0	5	-5	-38.46%	13	27	7		4		P,M,VP,SC	N/R		
1679	MUSKOGEE	10/26/1916	Active	24	1	1	0	0.00%	24	52	1			N	M,SC	24+	\$1,000.00	



Club Health Assessment for District 3 E through May 2025

			Status	Membership							Reports					Finance		LCIF
Club Number	Club Name	Charter Date		Current Member Count	YTD Members Added	YTD Members Dropped	YTD Net Growth	YTD Net Growth%	Member Count 12 Months Ago	Avg. length of service for dropped members	Months Since Last MMR ***	Yrs. Since Last Officer Report	President Rotation	Vice President Reported ****	Months Since Last Activity Report ***	Account Balance	Donations for current Fiscal Year	
			Number of times on status quo within last two years	If below 15 members appears				If net loss is greater than 20% appears			If no report in 3 months appears in	When more than one year appears in	Number of repeat terms		Notes the officers that do not have an active	If no report at 12 months appears in red		
1681	NOWATA	04/20/1948	Active	6	0	0	0	0.00%	6		7		7		M,VP,SC	N/A		
1683	OKMULGEE	02/05/1919	Active	29	4	5	-1	-3.33%	32	16	0			N	M,SC	0		
40488	POCOLA	11/17/1981	Active	14	0	0	0	0.00%	15		4			R	M,SC	21		\$715.00
1686	PORTER	04/29/1964	Active	16	0	0	0	0.00%	16		14		3		M,VP,SC	24+		
1727	POTEAU EVENING	01/17/1961	Active	7	0	0	0	0.00%	7		11		2	R	VP,SC	19		\$512.70
1687	PRYOR	09/23/1948	Active	24	2	1	1	4.35%	23	50	0		2		M,VP,SC	17		
1689	SALLISAW	04/11/1938	Active	59	1	2	-1	-1.67%	60	4	1			N	T,M,SC	24+		
Exc Award (06/30/2016)																		
1926	SAPULPA	06/10/1949	Active	17	0	1	-1	-5.56%	18	17	9		2	R	M,SC	24+		
61326	TAHLEQUAH	12/07/1998	Active	10	0	3	-3	-23.08%	13	3	2				M,VP,SC	24+		\$50.00
1733	TALIHINA	06/08/1929	Active	8	0	0	0	0.00%	8		7		4	R	P,M,SC	24+		
1933	TULSA DOWNTOWN	10/11/1916	Active	34	11	6	5	17.24%	31	11	0			N	SC	2		\$1,400.00
Exc Award (06/30/2021)																		
1928	TULSA METRO-MC CULLOUGH	02/09/1956	Active	9	0	0	0	0.00%	7		10		11		M,VP,SC	24+		
36432	VIAN	01/18/1979	Active	7	0	1	-1	-12.50%	8	1	0		3	R	SC	18		
1693	VINITA	04/15/1931	Active	49	5	15	-10	-16.95%	59	11	0			N	SC	22		
1694	WAGONER	05/20/1946	Active	22	0	0	0	0.00%	21		7		5		T,M,VP,SC	1		\$1,000.00
1737	WILBURTON	05/04/1922	Active	18	1	8	-7	-28.00%	25	22	2			R	M,VP,SC	3		\$160.00
1697	WYANDOTTE	04/22/1958	Active	9	1	9	-8	-47.06%	17	9	0		12		M,VP,SC	19		

Clubs Cancelled Previous Fiscal Year – Clubs Cancelled within last 12 months may be reinstated

Club Number	Club Name	Charter Date	Current Status*	Cancellation Date
97105	CHELSEA	05/09/2006	Cancelled(6*)	12/29/2023
109673	MUSKOGEE COUNTY	01/15/2011	Cancelled(6*)	12/29/2023
1934	TULSA BROOKSIDE	05/18/1948	Cancelled(6*)	06/29/2024



Club Health Assessment for District 3 E through May 2025

Club Number			Club Name			Charter Date			Status					Membership					Reports					Finance		LCIF
									Current Member Count	YTD Members Added	YTD Members Dropped	YTD Net Growth	YTD Net Growth%	Member Count 12 Months Ago	Avg. length of service for dropped members	Months Since Last MMR ***	Yrs. Since Last Officer Report	President Rotation	Vice President Reported ****	Months Since Last Activity Report ***	Account Balance	Donations for current Fiscal Year				
									Number of times on status quo within last two years	If below 15 members appears			If net loss is greater than 20% appears			If no report in 3 months appears in		When more than one year appears in	Number of repeat terms	Notes the officers that do not have an active		If no report at 12 months appears in red				
Current Total Clubs Count	YTD New Clubs Count	YTD Cancelled Clubs Count	YTD Net Club Gain	Current Total Members Count	YTD Add	YTD Drop	YTD Net Growth	YTD Net Growth %	Member Count 12 Months Ago	Average Member Count Per Club	% of Clubs with less than 20 members	% No MMR in 3 Months	% No Officer Report in 12 Months	% of Clubs with balance 90+ days	Number of Clubs in Status Quo	% Status Quo Clubs in Financial Suspension	Number of Cancelled Clubs	Average Cancelled Club Age	Members Lost Due to Cancellation	% of Clubs Cancelled for Non-Financial Reasons						
39	0	0	0	786	72	106	-34	-4.15%	824	20	56%	44%	0%	0%	0	0%	0	0	0	0%						

* - P - Priority Club. Cancellation Reasons: 1-Objectives/conduct, 2-Non-active club, 5-Non-existing club, 6-Disbanding, 7-Merger, 8-Financial Suspension, 9-District/Multiple District Dues.


** - Abbreviation: P-President, S-Secretary, T-Treasurer, M-Member Chairperson, VP-First Vice President, MC-Communications Chairperson, SC-Service Chairperson

*** - Abbreviation: N/R - Never reported using the Lions Clubs website, N/A - Not applicable, No password registered for the Lions Clubs website.

**** - Abbreviation: N - New, IP - Immediate Past, R - Repeat.




Club Health Assessment for District 3 NW through May 2025

			Status	Membership							Reports					Finance		LCIF
Club Number	Club Name	Charter Date		Current Member Count	YTD Members Added	YTD Members Dropped	YTD Net Growth	YTD Net Growth%	Member Count 12 Months Ago	Avg. length of service for dropped members	Months Since Last MMR ***	Yrs. Since Last Officer Report	President Rotation	Vice President Reported ****	Months Since Last Activity Report ***	Account Balance	Donations for current Fiscal Year	
			Number of times on status quo within last two years	If below 15 members appears			If net loss is greater than 20% appears			If no report in 3 months appears in			When more than one year appears in	Number of repeat terms	Notes the officers that do not have an active	If no report at 12 months appears in red		
Clubs more than two years old																		
1794	BALKO	04/09/1973	Active(1)	18	2	1	1	5.88%	18	35	4				P,M,VP,SC	24+		
1797	BURLINGTON	12/15/1965	Active	19	0	0	0	0.00%	19		12		2		M,VP,SC	N/R		
1798	CANTON	11/14/1929	Active(2)	7	0	0	0	0.00%	7		18		9		T,M,VP,SC	N/R		
1898	CHANDLER	01/10/1946	Active	57	6	1	5	9.62%	52	13	0			N	M,SC	24+		
1800	CHEROKEE	05/04/1928	Active	17	0	0	0	0.00%	17		10			IP	T,M,VP,SC	N/R		
1802	COVINGTON	11/24/1964	Cancelled(6*)	0	0	11	-11	-100.00%	11	24	12		None		P,S,T,M,VP SC	24+		
1803	CRESCENT	03/23/1935	Active	11	0	0	0	0.00%	11		14		5	R	T,M,VP,SC	24+		
1900	CUSHING	04/20/1921	Active	30	2	3	-1	-3.23%	31	17	2			N	M,SC	24+		
Exc Award (06/30/2019)																		
1901	DAVENPORT	03/18/1954	Active	13	0	0	0	0.00%	13		9		8	R	P,M,VP,SC	24+		
1809	FAIRVIEW	04/25/1928	Active	66	7	4	3	4.76%	62	9	2			N	M,SC	24+		
1812	GARBER	09/06/1948	Active	12	1	0	1	9.09%	11		1		4	R	M,SC	22	\$319.00	
1814	GOODWELL	08/30/1948	Active	2	0	0	0	0.00%	2		19		6	R	M,SC	5		
1815	GUTHRIE	11/10/1919	Active(1)	34	0	1	-1	-2.86%	35	56	3		2	R	M,VP,SC	12	\$250.00	
1816	GUYMON	06/27/1928	Active	31	0	0	0	0.00%	31		13			N	P,M,VP,SC	13		
1817	HELENA	04/17/1951	Active	9	0	0	0	0.00%	9		33		8		T,M,VP,SC	24+		
1818	HENNESSEY	01/25/1934	Active	26	0	0	0	0.00%	26		19		None		P,M,VP,SC	1	\$200.00	
30757	JET	05/06/1975	Active	17	2	2	0	0.00%	16	3	1		8		T,M,VP,SC	19		
1822	KINGFISHER	02/29/1932	Active	34	9	12	-3	-8.11%	37	14	5			N	M,SC	24+		
1823	KREMLIN	04/04/1966	Active	25	3	6	-3	-10.71%	28	6	1		6		M,VP,SC	21		
1827	LAVERNE	01/20/1947	Active	19	0	0	0	0.00%	19		2		3	R	M,VP,SC	12	\$700.00	
Exc Award (06/30/2024)																		
1828	LOMEGA L C	12/26/1972	Active	15	0	0	0	0.00%	15		11			N	T,M,SC	0		
1832	MEDFORD	10/20/1927	Active	9	0	1	-1	-10.00%	10	26	5			N	SC	17		



Club Health Assessment for District 3 NW through May 2025

			Status	Membership							Reports					Finance		LCIF
Club Number	Club Name	Charter Date		Current Member Count	YTD Members Added	YTD Members Dropped	YTD Net Growth	YTD Net Growth%	Member Count 12 Months Ago	Avg. length of service for dropped members	Months Since Last MMR ***	Yrs. Since Last Officer Report	President Rotation	Vice President Reported ****	Months Since Last Activity Report ***	Account Balance	Donations for current Fiscal Year	
			Number of times on status quo within last two years	If below 15 members appears				If net loss is greater than 20% appears			If no report in 3 months appears in	When more than one year appears in	Number of repeat terms		Notes the officers that do not have an active	If no report at 12 months appears in red		
1911	MORRISON	04/18/1967	Active	36	18	14	4	12.50%	32	8	1			N	M,SC	24+		
1829	MULHALL-ORLANDO	03/17/1970	Active	10	3	3	0	0.00%	10	18	1				P,T,M,VP,SC	2	\$300.00	
1913	NEWKIRK	12/08/1950	Active	16	0	0	0	0.00%	16		15		7	R	SC	12		
1808	NORTH ENID	08/30/1962	Active	33	4	3	1	3.13%	32	46	0			N	P	6	\$2,200.00	
	Exc Award (06/30/2017)																	
1835	OKARCHE	11/30/1949	Active	44	1	4	-3	-6.38%	50	8	0		None		P,VP,SC	24+		
1918	PERKINS	01/05/1950	Active	23	1	2	-1	-4.17%	24	1	0		2	R		0	\$200.00	
1919	PERRY	01/14/1926	Active	29	3	7	-4	-12.12%	34	36	0			N	M,SC	7	\$50.00	
1921	PONCA CITY AFTER FIVE	04/28/1965	Active	16	2	2	0	0.00%	17	1	4		2	R	M,SC	9		
1920	PONCA CITY NOON	06/30/1922	Active	45	4	4	0	0.00%	46	9	0			N	SC	0	\$40.00	
	Exc Award (06/30/2023)																	
1922	PRAGUE	05/16/1949	Active	31	4	0	4	14.81%	27		2			N	SC	24+		
35025	RINGWOOD	02/13/1978	Active	10	0	0	0	0.00%	12		11		None		P,T,M,VP,SC	24+		
1837	SEILING	12/10/1929	Active	12	0	1	-1	-7.69%	13	68	4		2	R	P,M,VP,SC	24+		
1930	STILLWATER NOON	06/03/1965	Active	87	10	5	5	6.10%	84	11	0			N		0	\$6,000.31	
	Exc Award (06/30/2022, 06/30/2023, 06/30/20)																	
1931	STROUD	06/12/1941	Active	28	3	3	0	0.00%	28	5	0				VP,SC	22	\$130.00	
1841	WAKITA	10/04/1929	Active	23	0	0	0	0.00%	23		13		None		P,S,T,M,VP,SC	24+		
1842	WATONGA	03/23/1950	Active	21	2	3	-1	-4.55%	22	6	2		None	N	P,T,VP,SC	19		
1790	WEATHERFORD	04/17/1962	Active	12	0	0	0	0.00%	12		25		2		S,T,M,VP,SC	21		
1845	WOODWARD	01/23/1928	Active	22	0	2	-2	-8.33%	24	13	2		16	R	P,M,VP,SC	N/R		

Clubs Cancelled Previous Fiscal Year – Clubs Cancelled within last 12 months may be reinstated

Club Number	Club Name	Charter Date	Current Status*	Cancellation Date
1834	NASH	02/05/1937	Cancelled(8*)	12/29/2023



Club Health Assessment for District 3 NW through May 2025

Club Number			Club Name			Charter Date			Status					Membership					Reports					Finance		LCIF
									Current Member Count	YTD Members Added	YTD Members Dropped	YTD Net Growth	YTD Net Growth%	Member Count 12 Months Ago	Avg. length of service for dropped members	Months Since Last MMR ***	Yrs. Since Last Officer Report	President Rotation	Vice President Reported ****	Months Since Last Activity Report ***	Account Balance	Donations for current Fiscal Year				
									Number of times on status quo within last two years	If below 15 members appears			If net loss is greater than 20% appears			If no report in 3 months appears in		When more than one year appears in	Number of repeat terms	Notes the officers that do not have an active		If no report at 12 months appears in red				
Current Total Clubs Count	YTD New Clubs Count	YTD Cancelled Clubs Count	YTD Net Club Gain	Current Total Members Count	YTD Add	YTD Drop	YTD Net Growth	YTD Net Growth %	Member Count 12 Months Ago	Average Member Count Per Club	% of Clubs with less than 20 members	% No MMR in 3 Months	% No Officer Report in 12 Months	% of Clubs with balance 90+ days	Number of Clubs in Status Quo	% Status Quo Clubs in Financial Suspension	Number of Cancelled Clubs	Average Cancelled Club Age	Members Lost Due to Cancellation	% of Clubs Cancelled for Non-Financial Reasons						
39	0	1	-1	969	87	95	-8	-0.82%	986	25	49%	51%	0%	0%	0	0%	1	147	11	0%						

* - P - Priority Club. Cancellation Reasons: 1-Objectives/conduct, 2-Non-active club, 5-Non-existing club, 6-Disbanding, 7-Merger, 8-Financial Suspension, 9-District/Multiple District Dues.

** - Abbreviation: P-President, S-Secretary, T-Treasurer, M-Member Chairperson, VP-First Vice President, MC-Communications Chairperson, SC-Service Chairperson

*** - Abbreviation: N/R - Never reported using the Lions Clubs website, N/A - Not applicable, No password registered for the Lions Clubs website.

**** - Abbreviation: N - New, IP - Immediate Past, R - Repeat.



Club Health Assessment for District 3 SW through May 2025

			Status	Membership							Reports					Finance	LCIF
Club Number	Club Name	Charter Date		Current Member Count	YTD Members Added	YTD Members Dropped	YTD Net Growth	YTD Net Growth%	Member Count 12 Months Ago	Avg. length of service for dropped members	Months Since Last MMR ***	Yrs. Since Last Officer Report	President Rotation	Vice President Reported ****	Months Since Last Activity Report ***	Account Balance	Donations for current Fiscal Year
			Number of times on status quo within last two years	If below 15 members appears				If net loss is greater than 20% appears			If no report in 3 months appears in	When more than one year appears in	Number of repeat terms	Notes the officers that do not have an active	If no report at 12 months appears in red		
Clubs more than two years old																	
1698	ADA	05/08/1919	Active	48	9	6	3	6.67%	45	6	1			VP	0		\$3,020.00
Exc Award (06/30/2016, 06/30/2018, 06/30/20																	
1740	ALTUS	04/15/1941	Active	15	3	1	2	15.38%	13	6	0		None	P,T,M,VP,SC	19		\$200.00
Exc Award (06/30/2017)																	
1742	ANADARKO	03/01/1949	Active	27	0	1	-1	-3.57%	28	8	1			N	22		\$2,875.00
1743	ARDMORE	03/12/1917	Active	29	5	4	1	3.57%	28	11	1			VP,SC	24+		
Exc Award (06/30/2016)																	
1700	ATOKA	03/13/1940	Active	19	0	10	-10	-34.48%	29	9	4			M,VP,SC	24+		\$500.00
Exc Award (06/30/2016, 06/30/2019)																	
67211	BINGER	02/05/2003	Active(1)	9	0	0	0	0.00%	9		98		None	P,S,T,M,VP SC	24+		
1747	CACHE	11/20/1958	Active	12	0	1	-1	-7.69%	13	4	8		24	R	24+		
1748	CANUTE	08/10/1961	Active	35	0	0	0	0.00%	35		28		5	R	M,VP,SC	24+	\$20.00
1853	CHICKASHA	07/28/1917	Active	31	7	4	3	10.71%	26	17	2			N	SC	15	\$1,040.00
1750	CLINTON	04/07/1947	Active	21	1	0	1	5.00%	20		2			P,S,T,M,VP SC	24+		
66624	CORDELL	09/19/2002	Active	8	0	4	-4	-33.33%	12	9	4		6	S,M,VP,SC	24+		
1756	DUNCAN	07/07/1949	Active	21	1	5	-4	-16.00%	25	28	4		2	R	M,VP,SC	24+	
1708	DURANT	01/02/1920	Active	28	8	4	4	16.67%	24	4	1		2	N	SC	9	
1856	EDMOND	03/26/1963	Active	17	2	3	-1	-5.56%	17	20	2		None	P,M,VP,SC	6		
Exc Award (06/30/2018)																	
1857	EL RENO	08/16/1917	Active	15	1	4	-3	-16.67%	18	7	4			N	SC	24+	
49248	EL RENO CANADIAN VALLEY	02/27/1989	Active	23	4	1	3	15.00%	20	7	4		3	R	M,SC	N/R	
1759	ELK CITY	05/25/1948	Active	12	0	2	-2	-14.29%	14	30	1		4	R	M,SC	24+	\$2,050.00
1763	FREDERICK	03/04/1920	Active	22	1	0	1	4.76%	21		3			N	M,SC	21	
1765	GRANITE	05/21/1948	Active	21	2	5	-3	-12.50%	23	5	3			M,VP,SC	13		
1858	HARRAH	09/19/1962	Active	16	1	4	-3	-15.79%	19	7	1			N	M,SC	24+	



Club Health Assessment for District 3 SW through May 2025

			Status	Membership							Reports					Finance		LCIF
Club Number	Club Name	Charter Date		Current Member Count	YTD Members Added	YTD Members Dropped	YTD Net Growth	YTD Net Growth%	Member Count 12 Months Ago	Avg. length of service for dropped members	Months Since Last MMR ***	Yrs. Since Last Officer Report	President Rotation	Vice President Reported ****	Months Since Last Activity Report ***	Account Balance	Donations for current Fiscal Year	
			Number of times on status quo within last two years	If below 15 members appears					If net loss is greater than 20% appears		If no report in 3 months appears in	When more than one year appears in	Number of repeat terms	Notes the officers that do not have an active	If no report at 12 months appears in red			
1767	HEALDTON	04/29/1926	Active(1)	12	0	0	0	0.00%	12		15		5	S,M,VP,SC	24+			
52445	HINTON	01/27/1992	Active	10	0	0	0	0.00%	10		29	1	None	P,S,T,M,VP SC	24+			
1768	HOBART	05/26/1949	Active	20	0	2	-2	-9.09%	22	10	1			N	P,M	12		
1723	KONAWA	09/23/1927	Cancelled(8*)	0	1	11	-10	-100.00%	13	1	7		None	P,S,T,M,VP SC	13	90+ Days		
30319	LAWTON N E	03/11/1975	Cancelled(6*)	0	0	0	0	0.00%	13		7	1	None	P,S,T,M,VP SC	24+			
1772	LAWTON NOON	02/27/1941	Active	19	4	6	-2	-9.52%	21	12	0			N	M,SC	2	\$1,020.00	
Exc Award (06/30/2017)																		
105627	LAWTON PATRIOTS	06/01/2009	Active	7	0	0	0	0.00%	7		23		7	P,M,VP,SC	24+			
1860	LINDSAY	04/07/1947	Cancelled(8*)	0	0	16	-16	-100.00%	16	17	20	1	None	P,S,T,M,VP SC	24+	90+ Days		
1775	LONE WOLF	01/09/1950	Cancelled(8*)	0	0	19	-19	-100.00%	19	26	36		None	P,S,T,M,VP SC	24+	90+ Days		
1776	MANGUM	10/30/1958	Active	5	0	12	-12	-70.59%	17	4	2		None	P,S,M,VP,SC	24+			
1778	MARIETTA	11/06/1946	Cancelled(8*)	0	0	23	-23	-100.00%	23	14	17	1	None	P,S,T,M,VP SC	N/R	90+ Days		
1777	MARLOW	01/14/1927	Active	36	1	2	-1	-2.70%	37	13	0			R	P,T,M,VP,SC	N/R		
1863	MIDWEST CITY	01/29/1945	Active	8	0	0	0	0.00%	9		11		6	N	SC	19	\$100.00	
1867	MUSTANG	11/02/1964	Active	23	6	0	6	35.29%	17		1		6		M,VP,SC	N/A	\$120.00	
123242	Newcastle Community	09/30/2014	Cancelled(8*)	0	0	5	-5	-100.00%	5	3	18		None	P,S,T,M,VP SC	24+	90+ Days		
1870	NORMAN	01/16/1920	Active	36	6	2	4	12.50%	32	22	0			N	VP,SC	N/R	\$100.00	
1871	NORMAN SOONER	04/09/1963	Active	8	0	1	-1	-11.11%	11	36	2		2		M,VP,SC	24+	\$390.00	
1874	OKLA CITY CAPITOLHILL	12/31/1931	Active	12	0	1	-1	-7.69%	13	32	2			R	M,SC	17		
1877	OKLAHOMA CITY NORTHWEST	08/23/1961	Active	22	1	2	-1	-4.35%	23	7	1			N	SC	2	\$1,000.00	
Exc Award (06/30/2016)																		
1880	OKLAHOMA CITY WEST SIDE	04/24/1951	Active	16	2	1	1	6.67%	16	40	4			N	SC	0	\$50.00	
108808	PAULS VALLEY	06/25/2010	Active	5	0	8	-8	-61.54%	13	9	4				T,M,VP,SC	24+		
1882	POCASSET	06/01/1967	Active	32	6	2	4	14.29%	28	21	1		None	P,M,VP,SC	24+			
1883	PURCELL	04/22/1947	Active	11	0	0	0	0.00%	11		7		3		S,M,VP,SC	N/R		



Club Health Assessment for District 3 SW through May 2025

			Membership								Reports					Finance		LCIF		
Club Number	Club Name	Charter Date		Current Member Count	YTD Members Added	YTD Members Dropped	YTD Net Growth	YTD Net Growth%	Member Count 12 Months Ago	Avg. length of service for dropped members	Months Since Last MMR ***	Yrs. Since Last Officer Report	President Rotation	Vice President Reported ****	Months Since Last Activity Report ***	Account Balance	Donations for current Fiscal Year			
			Number of times on status quo within last two years	If below 15 members appears				If net loss is greater than 20% appears			If no report in 3 months appears in	When more than one year appears in	Number of repeat terms		Notes the officers that do not have an active	If no report at 12 months appears in red				
1884	RUSH SPRINGS	05/13/1932	Active	16	0	0	0	0.00%	16		11				P,S,T,M,VP SC	N/R				
1730	SEMINOLE	04/30/1935	Active	55	6	3	3	5.77%	54	2	4		None		P,M,VP,SC	24+		\$2,000.00		
	Exc Award (06/30/2018)																			
1885	SHAWNEE	12/21/1919	Active	26	2	5	-3	-10.34%	29	6	0				M,VP,SC	0		\$1,600.00		
	Exc Award (06/30/2020)																			
1887	SURREY HILLS	04/26/1973	Active	15	0	3	-3	-16.67%	18	7	1		4		M,VP,SC	24+				
1888	THE VILLAGE	03/11/1953	Active	17	0	0	0	0.00%	17		10		9		M,VP,SC	24+		\$15.00		
1734	TISHOMINGO	03/07/1955	Active	19	4	2	2	11.76%	17	3	10		4	N	M,SC	24+				
1890	UNION CITY	04/18/1958	Active	22	1	0	1	4.76%	21		2		2	R	M,VP,SC	24+				
1787	VELMA ALMA	10/14/1952	Active	12	0	2	-2	-14.29%	14	30	8		None		P,S,T,M,VP SC	24+				
1892	WANETTE	04/27/1965	Active	9	0	0	0	0.00%	10		2		8	R	M,SC	1				
1789	WAURIKA	02/04/1946	Active	12	1	4	-3	-20.00%	15	16	6		12		M,VP,SC	24+				
1736	WEWOKA	06/24/1926	Active	19	3	3	0	0.00%	20	25	0				M,VP,SC	19				
Current Total Clubs Count	YTD New Clubs Count	YTD Cancelled Clubs Count	YTD Net Club Gain	Current Total Members Count	YTD Add	YTD Drop	YTD Net Growth	YTD Net Growth %	Member Count 12 Months Ago	Average Member Count Per Club	% of Clubs with less than 20 members	% No MMR in 3 Months	% No Officer Report in 12 Months	% of Clubs with balance 90+ days	Number of Clubs in Status Quo	% Status Quo Clubs in Financial Suspension	Number of Cancelled Clubs	Average Cancelled Club Age	Members Lost Due to Cancellation	% of Clubs Cancelled for Non-Financial Reasons
48	0	6	-6	933	89	194	-105	-10.12%	1,058	19	58%	48%	2%	0%	0	0%	6	65	74	17%

* - P - Priority Club. Cancellation Reasons: 1-Objectives/conduct, 2-Non-active club, 5-Non-existing club, 6-Disbanding, 7-Merger, 8-Financial Suspension, 9-District/Multiple District Dues.

** - Abbreviation: P-President, S-Secretary, T-Treasurer, M-Member Chairperson, VP-First Vice President, MC-Communications Chairperson, SC-Service Chairperson

*** - Abbreviation: N/R - Never reported using the Lions Clubs website, N/A - Not applicable, No password registered for the Lions Clubs website.

**** - Abbreviation: N - New, IP - Immediate Past, R - Repeat.



Club Health Assessment for District 7 L through May 2025

			Status	Membership						Reports					Finance		LCIF
Club Number	Club Name	Charter Date		Current Member Count	YTD Members Added	YTD Members Dropped	YTD Net Growth	YTD Net Growth%	Member Count 12 Months Ago	Avg. length of service for dropped members	Months Since Last MMR ***	Yrs. Since Last Officer Report	President Rotation	Vice President Reported ****	Months Since Last Activity Report ***	Account Balance	Donations for current Fiscal Year
			Number of times on status quo within last two years	If below 15 members appears				If net loss is greater than 20% appears			If no report in 3 months appears in	When more than one year appears in	Number of repeat terms	Notes the officers that do not have an active	If no report at 12 months red		
Clubs more than two years old																	
3623	ARKADELPHIA	12/13/1943	Active	23	3	0	3	15.00%	20		1			N	M,SC	24+	\$2,220.00
	Exc Award (06/30/2019)																
3627	BENTON	07/28/1943	Status Quo(2)	18	2	0	2	12.50%	16		7		None		P,T,M,VP,SC	24+	90+ Days
63084	BISMARCK	04/17/2000	Cancelled(8*)	0	0	11	-11	-100.00%	11	10	5	1	None		P,S,T,M,VP SC	24+	90+ Days
32914	BRYANT	11/10/1976	Active	14	0	1	-1	-6.67%	15	31	7		2	R		5	
3630	CAMDEN	12/11/1925	Active	30	0	0	0	0.00%	30		14	1	None		P,S,T,M,VP SC	24+	
3634	DE QUEEN	10/25/1950	Active	28	6	9	-3	-9.68%	31	11	1			N	M,SC	0	
3639	HATFIELD	08/28/1973	Active	17	1	1	0	0.00%	18	7	0			R	T,M,VP,SC	24+	
3640	HOPE	01/15/1947	Active	86	7	14	-7	-7.53%	94	8	0			N		2	\$4,101.00
	Exc Award (06/30/2018, 06/30/2023)																
123645	Hope Evening	12/01/2014	Active	26	3	2	1	4.00%	25	5	0			N	P,T,M,SC	24+	\$100.00
34739	HOT SPRINGS DIAMONDHEAD	12/12/1977	Active	16	0	3	-3	-15.79%	19	5	0		None		P,T,M,VP,SC	24+	
86106	HOT SPRINGS JESSE D HAWKINS	04/06/2005	Active	28	4	1	3	12.00%	19	20	3			R	T,M,SC	7	\$300.00
3644	HOT SPRINGS SOUTH HOT SPRINGS	09/18/1952	Active	23	0	2	-2	-8.00%	25	5	7		None	N	P,M,SC	24+	\$1,000.00
33511	HOT SPRINGS VILLAGE BREAKFAST	03/21/1977	Active(1)	23	1	6	-5	-17.86%	28	13	1		4		T,VP,SC	19	
	Exc Award (06/30/2016)																
3645	HOT SPRINGS VILLAGE EVENING	07/31/1972	Active	67	16	13	3	4.69%	65	9	0			N	M,SC	0	\$4,050.00
	Exc Award (06/30/2016, 06/30/2018, 06/30/2020)																
64099	LEWISVILLE	03/26/2001	Status Quo(2)	12	0	0	0	0.00%	12		42	1	None		P,S,T,M,VP SC	24+	90+ Days
96479	LOCKESBURG	03/09/2006	Active	11	0	3	-3	-21.43%	14	6	1			R	M,VP,SC	24+	
3649	MAGNOLIA	02/09/1927	Active	13	2	1	1	8.33%	12	7	1		5	N	M,SC	24+	
3650	MALVERN	11/23/1943	Active	27	5	2	3	12.50%	26	9	0			N	T,M,SC	8	
3651	MENA	06/14/1923	Active	25	1	4	-3	-10.71%	28	17	3		None		P,T,M,VP,SC	24+	
78439	MENA LIONESS	03/05/2004	Active	36	3	0	3	9.09%	37		0		2		S,T,M,VP	3	



Club Health Assessment for District 7 L through May 2025

			Status	Membership							Reports					Finance		LCIF
Club Number	Club Name	Charter Date		Current Member Count	YTD Members Added	YTD Members Dropped	YTD Net Growth	YTD Net Growth%	Member Count 12 Months Ago	Avg. length of service for dropped members	Months Since Last MMR ***	Yrs. Since Last Officer Report	President Rotation	Vice President Reported ****	Months Since Last Activity Report ***	Account Balance	Donations for current Fiscal Year	
			Number of times on status quo within last two years	If below 15 members appears				If net loss is greater than 20% appears			If no report in 3 months appears in	When more than one year appears in	Number of repeat terms	Notes the officers that do not have an active	If no report at 12 months appears in red			
Exc Award (06/30/2016)																		
3654	NASHVILLE	12/27/1946	Cancelled(8*)	0	0	9	-9	-100.00%	9	29	2		None	P,S,T,M,VP SC	24+	90+ Days		
3656	PRESCOTT	04/25/1972	Active(1)	9	0	1	-1	-10.00%	10	3	3		10	R	S,T,M,VP	13		
43599	SARATOGA TRI COUNTY	03/19/1984	Status Quo(1)	6	0	0	0	0.00%	6		19	1	None	P,S,T,M,VP SC	20	90+ Days		
3658	TEXARKANA	02/19/1917	Active	15	0	0	0	0.00%	17		11		2	M,VP	5			
105453	TEXARKANA EVENING	05/08/2009	Active	7	0	3	-3	-30.00%	10	8	2			T,M,VP,SC	24+		\$40.00	
Exc Award (06/30/2016)																		

Clubs Cancelled Previous Fiscal Year – Clubs Cancelled within last 12 months may be reinstated

Club Number	Club Name	Charter Date	Current Status*	Cancellation Date
139044	Saline County Professional Womens	06/28/2019	Cancelled(8*)	12/29/2023

Current Total Clubs Count	YTD New Clubs Count	YTD Cancelled Clubs Count	YTD Net Club Gain	Current Total Members Count	YTD Add	YTD Drop	YTD Net Growth	YTD Net Growth %	Member Count 12 Months Ago	Average Member Count Per Club	% of Clubs with less than 20 members	% No MMR in 3 Months	% No Officer Report in 12 Months	% of Clubs with balance 90+ days	Number of Clubs in Status Quo	% Status Quo Clubs in Financial Suspension	Number of Cancelled Clubs	Average Cancelled Club Age	Members Lost Due to Cancellation	% of Clubs Cancelled for Non-Financial Reasons
23	0	2	-2	560	54	86	-32	-5.41%	597	24	48%	43%	13%	13%	3	100%	2	54	20	-50%

* - P - Priority Club. Cancellation Reasons: 1-Objectives/conduct, 2-Non-active club, 5-Non-existing club, 6-Disbanding, 7-Merger, 8-Financial Suspension, 9-District/Multiple District Dues.

** - Abbreviation: P-President, S-Secretary, T-Treasurer, M-Member Chairperson, VP-First Vice President, MC-Communications Chairperson, SC-Service Chairperson

*** - Abbreviation: N/R - Never reported using the Lions Clubs website, N/A - Not applicable, No password registered for the Lions Clubs website.

**** - Abbreviation: N - New, IP - Immediate Past, R - Repeat.



Club Health Assessment for District 7 I through May 2025

Club Number	Club Name	Charter Date	Status	Membership							Reports					Finance	LCIF
				Current Member Count	YTD Members Added	YTD Members Dropped	YTD Net Growth	YTD Net Growth%	Member Count 12 Months Ago	Avg. length of service for dropped members	Months Since Last MMR ***	Yrs. Since Last Officer Report	President Rotation	Vice President Reported ****	Months Since Last Activity Report ***	Account Balance	Donations for current Fiscal Year
			Number of times on status quo within last two years	If below 15 members appears				If net loss is greater than 20% appears			If no report in 3 months appears	When more than one year appears in	Number of repeat terms	Notes the officers that do not have an active	If no report at 12 months appears in red		
Clubs more than two years old																	
3661	ATKINS	11/10/1939	Active	9	0	1	-1	-10.00%	10	2	8		None	P,M,VP,SC	18		
3663	BELLA VISTA	03/24/1970	Active	10	0	3	-3	-23.08%	13	10	4		2	M,VP,SC	18		\$1,300.00
36551	BENTONVILLE BREAKFAST	02/09/1979	Active	17	4	5	-1	-5.56%	18	10	1		5	R	S,M,SC	18	
3664	BERRYVILLE	02/28/1958	Active(1)	9	1	2	-1	-10.00%	10	5	4			R	M,SC	12	
3665	BOONEVILLE	10/28/1954	Active	12	1	3	-2	-14.29%	14	3	0		2	R	M,VP	5	\$260.00
Exc Award (06/30/2024)																	
3666	CLARKSVILLE	06/12/1925	Active	27	6	7	-1	-3.57%	28	4	0			M,VP,SC	0		\$2,000.00
Exc Award (06/30/2023)																	
3789	CONWAY EVENING	12/04/1962	Active	12	2	0	2	20.00%	10		0			N	SC	0	\$500.00
3788	CONWAY NOON	08/06/1946	Active	28	4	7	-3	-9.68%	32	12	1			N	M,SC	5	\$1,000.00
Exc Award (06/30/2018, 06/30/2024)																	
3667	DANVILLE	08/26/1946	Active	43	1	1	0	0.00%	43	2	0			N	VP,SC	4	
3668	DARDANELLE	08/06/1968	Active	16	0	0	0	0.00%	16		10				P,S,T,M,VP SC	18	
48278	DOVER	03/21/1988	Active	19	0	0	0	0.00%	19		12		2		T,M,VP,SC	18	\$1,000.00
118255	ELKINS	11/02/2012	Status Quo(1)	22	0	0	0	0.00%	22		9			N	M,SC	18	90+ Days
Exc Award (06/30/2023)																	
3673	FAYETTEVILLE	05/10/1923	Active	32	2	2	0	0.00%	32	41	0			N	M,SC	18	\$1,000.00
Exc Award (06/30/2018)																	
3675	FORT SMITH NOON	03/08/1919	Active	33	6	3	3	10.00%	30	6	0			N	M,SC	1	\$2,100.00
3678	GENTRY	04/07/1964	Status Quo(2)	3	0	0	0	0.00%	5		11	1	None		P,S,T,M,VP SC	18	90+ Days
119915	Gravette	06/30/2013	Active	14	2	1	1	7.69%	13	10	4		3	R	M,SC	0	\$2,427.00
Exc Award (06/30/2018)																	
3680	GREEN FOREST	09/30/1943	Active	9	2	2	0	0.00%	9	8	9		16		M,VP,SC	18	
3683	HARRISON	02/28/1924	Active	42	8	5	3	7.69%	40	13	0			N	M,SC	0	
65091	HUNTSVILLE	03/20/2002	Active(1)	15	3	5	-2	-11.76%	16	12	0			N	P,VP,SC	18	
3686	MORRILTON	08/14/1946	Active(1)	17	0	0	0	0.00%	17		2			N	M,SC	18	



Club Health Assessment for District 7 I through May 2025

			Status		Membership						Reports					Finance		LCIF		
Club Number	Club Name	Charter Date			Current Member Count	YTD Members Added	YTD Members Dropped	YTD Net Growth	YTD Net Growth%	Member Count 12 Months Ago	Avg. length of service for dropped members	Months Since Last MMR ***	Yrs. Since Last Officer Report	President Rotation	Vice President Reported ****	Months Since Last Activity Report ***	Account Balance	Donations for current Fiscal Year		
			Number of times on status quo within last two years		If below 15 members appears				If net loss is greater than 20% appears			If no report in 3 months appears in	When more than one year appears in	Number of repeat terms		Notes the officers that do not have an active	If no report at 12 months appears in red			
3728	MOUNTAIN HOME	06/20/1947	Active		49	13	4	9	22.50%	37	8	0			N		0		\$2,150.00	
Exc Award (06/30/2023)																				
3688	MULBERRY	10/31/1939	Active		22	4	3	1	4.76%	19	6	9		None	N	P,M,SC	18			
3690	OZARK	06/04/1953	Active		11	0	0	0	0.00%	11		1		2	R		17			
61690	PARIS	03/30/1999	Active		8	1	0	1	14.29%	7		3		5		M,VP,SC	1	\$100.00		
107908	PEA RIDGE	03/26/2010	Active		20	6	3	3	17.65%	17	2	0				M,VP,SC	17			
3693	PRAIRIE GROVE	09/27/1946	Active		21	5	2	3	16.67%	18	31	2		3	R	M,SC	18			
3695	RUSSELLVILLE	02/15/1923	Active		33	0	0	0	0.00%	34		8		None		P,T,M,VP,SC	2	\$1,500.00		
3699	SILOAM SPRINGS	10/21/1946	Active(1)		3	0	0	0	0.00%	3		8		7		M,VP,SC	8			
3701	VAN BUREN	08/17/1922	Active		20	0	3	-3	-13.04%	24	23	0				T,M,VP,SC	1			
66758	VILONIA	10/30/2002	Active		7	1	5	-4	-36.36%	11	8	3		2	R	M,VP,SC	0			
Current Total Clubs Count	YTD New Clubs Count	YTD Cancelled Clubs Count	YTD Net Club Gain	Current Total Members Count	YTD Add	YTD Drop	YTD Net Growth	YTD Net Growth %	Member Count 12 Months Ago	Average Member Count Per Club	% of Clubs with less than 20 members	% No MMR in 3 Months	% No Officer Report in 12 Months	% of Clubs with balance 90+ days	Number of Clubs in Status Quo	% Status Quo Clubs in Financial Suspension	Number of Cancelled Clubs	Average Cancelled Club Age	Members Lost Due to Cancellation	% of Clubs Cancelled for Non-Financial Reasons
30	0	0	0	583	72	67	5	0.87%	578	19	57%	47%	3%	7%	2	100%	0	0	0	0%

* - P - Priority Club. Cancellation Reasons: 1-Objectives/conduct, 2-Non-active club, 5-Non-existing club, 6-Disbanding, 7-Merger, 8-Financial Suspension, 9-District/Multiple District Dues.

** - Abbreviation: P-President, S-Secretary, T-Treasurer, M-Member Chairperson, VP-First Vice President, MC-Communications Chairperson, SC-Service Chairperson

*** - Abbreviation: N/R - Never reported using the Lions Clubs website, N/A - Not applicable, No password registered for the Lions Clubs website.

**** - Abbreviation: N - New, IP - Immediate Past, R - Repeat.



Club Health Assessment for District 7 O through May 2025

Club Number	Club Name	Charter Date	Status	Membership							Reports					Finance	LCIF
				Current Member Count	YTD Members Added	YTD Members Dropped	YTD Net Growth	YTD Net Growth%	Member Count 12 Months Ago	Avg. length of service members	Months Since Last MMR ***	Yrs. Since Last Officer Report	President Rotation	Vice President Reported ****	Months Since Last Activity Report ***	Account Balance	Donations for current Fiscal Year
			Number of times on status quo within last two years	If below 15 members appears				If net loss is greater than 20% appears			If no report in 3 months appears	When more than one year appears in	Number of repeat terms	Notes the officers that do not have an active	If no report at 12 months appears in red		
Clubs more than two years old																	
3706	BLACK ROCK	02/08/1954	Active	11	2	6	-4	-26.67%	15	13	1		11	R	VP,SC	24+	
3707	BLYTHEVILLE	05/17/1926	Active	67	0	0	0	0.00%	67		7			N	P,M,SC	24+	\$100.00
3709	CALICO ROCK	06/27/1947	Active	30	4	3	1	3.45%	29	10	5		None	N	P,M,SC	24+	
3712	CHEROKEE VILLAGE	08/01/1963	Active	21	0	0	0	0.00%	21		2				M,VP,SC	24+	\$1,000.00
3713	CORNING	05/06/1947	Active	12	0	1	-1	-7.69%	13	9	4	1	None		P,S,T,M,VP SC	24+	
3761	FAIRFIELD BAY	09/11/1969	Active(1)	7	0	0	0	0.00%	7		18		None		P,S,T,M,VP SC	24+	
132607	Harrisburg Arkansas	09/08/2017	Status Quo(1)	12	0	0	0	0.00%	12		14		None		P,S,T,M,VP SC	24+	\$90+ Days
3764	HEBER SPRINGS	01/29/1951	Active	14	0	3	-3	-17.65%	17	7	3		8		VP,SC	18	\$400.00
3720	JONESBORO	08/21/1919	Status Quo(1)	5	0	0	0	0.00%	5		15		None		P,S,T,M,VP SC	N/R	\$90+ Days
29730	JONESBORO NETTLETON	08/20/1974	Active	25	5	2	3	13.64%	22	48	0			N	P,T,SC	16	
3721	JONESBORO UNIVERSITY HEIGHTS Exc Award (06/30/2024)	07/09/1963	Active	38	1	2	-1	-2.56%	39	23	2			R	M,SC	2	\$2,092.18
3724	MANILA	01/07/1929	Active	20	1	1	0	0.00%	20	1	4		None		P,M,VP,SC	N/R	\$10.00
108086	MC CRORY	04/14/2010	Active	12	0	1	-1	-7.69%	13	15	1		16	R		24+	
3731	NEWPORT	01/21/1941	Status Quo(3)	20	0	0	0	0.00%	20		18	1	None		P,S,T,M,VP SC	N/R	\$90+ Days
3734	PARAGOULD	04/29/1947	Status Quo(1)	12	0	0	0	0.00%	12		29	1	None		P,S,T,M,VP SC	24+	\$90+ Days
3735	PIGGOTT	08/14/1958	Active	18	6	3	3	20.00%	15	24	2		2	N	T,M,VP,SC	N/R	
3777	SEARCY	03/28/1947	Active	17	0	0	0	0.00%	16		10			N	M,SC	24+	\$50.00
116860	SPRING RIVER TOWNSHIP	05/18/2012	Active(1)	44	3	0	3	7.32%	42		5		2	R	T,M,VP,SC	5	
3739	TRUMANN	01/25/1930	Active(1)	28	37	46	-9	-24.32%	37	14	0		8		M,VP,SC	24+	
3742	WEINER	02/24/1958	Active	39	4	0	4	11.43%	40		2		3	R	M	12	\$200.00

Clubs Cancelled Previous Fiscal Year – Clubs Cancelled within last 12 months may be reinstated

Club Number	Club Name	Charter Date	Current Status*	Cancellation Date
-------------	-----------	--------------	-----------------	-------------------



Club Health Assessment for District 7 O through May 2025

Club NumberClub NameCharter Date			Status	Membership								Reports				Finance		LCIF		
				Current Member Count	YTD Members Added	YTD Members Dropped	YTD Net Growth	YTD Net Growth%	Member Count 12 Months Ago	Avg. length of service members	Months Since Last MMR ***	Yrs. Since Last Officer Report	President Rotation	Vice President Reported ****	Months Since Last Activity Report ***	Account Balance	Donations for current Fiscal Year			
			Number of times on status quo within last two years	If below 15 members appears			If net loss is greater than 20% appears			If no report in 3 months appears in		When more than one year appears in	Number of repeat terms	Notes the officers that do not have an active		If no report at 12 months appears in				
3752	CHERRY VALLEY	01/18/1972	Cancelled(6*)	09/29/2023																
3736	POCAHONTAS	04/25/1968	Cancelled(6*)	09/29/2023																
3782	WEST MEMPHIS	05/31/1946	Cancelled(8*)	06/29/2024																
Current Total Clubs Count	YTD New Clubs Count	YTD Cancelled Clubs Count	YTD Net Club Gain	Current Total Members Count	YTD Add	YTD Drop	YTD Net Growth	YTD Net Growth %	Member Count 12 Months Ago	Average Member Count Per Club	% of Clubs with less than 20 members	% No MMR in 3 Months	% No Officer Report in 12 Months	% of Clubs with balance 90+ days	Number of Clubs in Status Quo	% Status Quo Clubs in Financial Suspension	Number of Cancelled Clubs	Average Cancelled Club Age	Members Lost Due to Cancellation	% of Clubs Cancelled for Non-Financial Reasons
20	0	0	0	452	63	68	-5	-1.09%	462	23	50%	60%	15%	25%	4	100%	0	0	0	0%

* - P - Priority Club. Cancellation Reasons: 1-Objectives/conduct, 2-Non-active club, 5-Non-existing club, 6-Disbanding, 7-Merger, 8-Financial Suspension, 9-District/Multiple District Dues.

** - Abbreviation: P-President, S-Secretary, T-Treasurer, M-Member Chairperson, VP-First Vice President, MC-Communications Chairperson, SC-Service Chairperson

*** - Abbreviation: N/R - Never reported using the Lions Clubs website, N/A - Not applicable, No password registered for the Lions Clubs website.

**** - Abbreviation: N - New, IP - Immediate Past, R - Repeat.



Club Health Assessment for District 7 N through May 2025

			Status	Membership							Reports					Finance		LCIF
Club Number	Club Name	Charter Date		Current Member Count	YTD Members Added	YTD Members Dropped	YTD Net Growth	YTD Net Growth%	Member Count 12 Months Ago	Avg. length of service for dropped members	Months Since Last MMR ***	Yrs. Since Last Officer Report	President Rotation	Vice President Reported ****	Months Since Last Activity Report ***	Account Balance	Donations for current Fiscal Year	
			Number of times on status quo within last two years	If below 15 members appears				If net loss is greater than 20% appears			If no report in 3 months appears in	When more than one year appears in	Number of repeat terms	Notes the officers that do not have an active	If no report at 12 months appears in red			
Clubs more than two years old																		
3749	BRINKLEY	06/14/1946	Active(1)	12	0	2	-2	-14.29%	14	5	5		None	P,M,VP,SC	24+			
3750	CABOT	06/30/1950	Active	43	1	8	-7	-14.00%	52	3	0			R SC	24+			
3751	CARLISLE	09/14/1954	Active	24	0	7	-7	-22.58%	31	10	2			M,VP,SC	24+		\$2,000.00	
3790	CROSSETT	02/17/1947	Cancelled(8*)	0	0	12	-12	-100.00%	12	6	5		None	P,S,T,M,VP SC	24+	90+ Days		
Exc Award (06/30/2018, 06/30/2023)																		
3757	DES ARC	06/17/1953	Active	22	6	2	4	22.22%	18	10	0		17	M,VP,SC	N/R			
3792	DUMAS	03/14/1947	Active	10	0	0	0	0.00%	10		15		10	M,VP,SC	N/R			
3762	FORREST CITY	06/07/1946	Status Quo(1)	8	0	0	0	0.00%	8		9		3	P,M,VP,SC	24+	90+ Days		
3799	HAMPTON	05/09/1950	Active	13	0	0	0	0.00%	13		3		2	M,VP,SC	N/R			
3780	HELENA WEST HELENA	07/03/1946	Active	6	0	0	0	0.00%	6		50		12	M,VP,SC	N/R			
3802	LITTLE ROCK FOUNDERS	03/15/1916	Active	27	1	2	-1	-3.57%	28	21	4			VP,SC	9		\$1,200.00	
104752	LITTLE ROCK SOUTH	02/13/2009	Active	23	3	3	0	0.00%	23	9	0			M,VP,SC	0		\$1,020.00	
3771	LONOKE	02/21/1952	Active	18	4	8	-4	-18.18%	22	14	0			R T,VP,SC	24+			
63980	MAUMELLE	02/12/2001	Active	39	6	1	5	14.71%	34	1	0		2	M,VP	4		\$1,200.00	
3807	MONTICELLO	02/18/1932	Active(1)	11	0	0	0	0.00%	11		60		10	P,M,VP,SC	N/R			
3809	NORTH LITTLE ROCK	11/13/1931	Active	34	2	1	1	3.03%	37	25	0		2	R SC	0		\$2,600.00	
Exc Award (06/30/2023)																		
3817	SHERIDAN	02/02/1953	Active	13	0	0	0	0.00%	13		21			M,VP,SC	N/R			
Exc Award (06/30/2017)																		
3778	STUTT GART	03/20/1928	Active(1)	21	0	0	0	0.00%	21		8		4	M,VP,SC	24+		\$100.00	
3820	WARREN	02/07/1947	Active	10	0	1	-1	-9.09%	11	1	8		3	N M,SC	16			
107404	WHITE HALL NOON	02/04/2010	Active	29	1	0	1	3.57%	28		3		3	M,VP,SC	24+			

Clubs Cancelled Previous Fiscal Year – Clubs Cancelled within last 12 months may be reinstated

Club Number	Club Name	Charter Date	Current Status*	Cancellation Date
-------------	-----------	--------------	-----------------	-------------------



Club Health Assessment for District 7 N through May 2025

			Membership										Reports				Finance		LCIF	
Club Number	Club Name	Charter Date	Status	Current Member Count	YTD Members Added	YTD Members Dropped	YTD Net Growth	YTD Net Growth%	Member Count 12 Months Ago	Avg. length of service for dropped members	Months Since Last MMR ***	Yrs. Since Last Officer Report	President Rotation	Vice President Reported ****	Months Since Last Activity Report ***	Account Balance	Donations for current Fiscal Year			
			Number of times on status quo within last two years	If below 15 members appears				If net loss is greater than 20% appears			If no report in 3 months appears in	When more than one year appears in	Number of repeat terms	Notes the officers that do not have an active	If no report at 12 months appears in red					
3759	DEWITT	12/08/1939	Cancelled(8*)	06/29/2024																
3801	JACKSONVILLE	07/25/1950	Cancelled(8*)	06/29/2024																
3812	PINE BLUFF DOWNTOWN	09/23/1935	Cancelled(6*)	04/29/2024																
Current Total Clubs Count	YTD New Clubs Count	YTD Cancelled Clubs Count	YTD Net Club Gain	Current Total Members Count	YTD Add	YTD Drop	YTD Net Growth	YTD Net Growth %	Member Count 12 Months Ago	Average Member Count Per Club	% of Clubs with less than 20 members	% No MMR in 3 Months	% No Officer Report in 12 Months	% of Clubs with balance 90+ days	Number of Clubs in Status Quo	% Status Quo Clubs in Financial Suspension	Number of Cancelled Clubs	Average Cancelled Club Age	Members Lost Due to Cancellation	% of Clubs Cancelled for Non-Financial Reasons
18	0	1	-1	363	24	47	-23	-5.96%	392	20	50%	61%	0%	6%	1	100%	1	325	12	-200%

* - P - Priority Club. Cancellation Reasons: 1-Objectives/conduct, 2-Non-active club, 5-Non-existing club, 6-Disbanding, 7-Merger, 8-Financial Suspension, 9-District/Multiple District Dues.

** - Abbreviation: P-President, S-Secretary, T-Treasurer, M-Member Chairperson, VP-First Vice President, MC-Communications Chairperson, SC-Service Chairperson

*** - Abbreviation: N/R - Never reported using the Lions Clubs website, N/A - Not applicable, No password registered for the Lions Clubs website.

**** - Abbreviation: N - New, IP - Immediate Past, R - Repeat.



Club Health Assessment for District 8 L through May 2025

			Status	Membership							Reports					Finance		LCIF
Club Number	Club Name	Charter Date		Current Member Count	YTD Members Added	YTD Members Dropped	YTD Net Growth	YTD Net Growth%	Member Count 12 Months Ago	Avg. length of service for dropped members	Months Since Last MMR ***	Yrs. Since Last Officer Report	President Rotation	Vice President Reported ****	Months Since Last Activity Report ***	Account Balance	Donations for current Fiscal Year	
			Number of times on status quo within last two years	If below 15 members appears				If net loss is greater than 20% appears			If no report in 3 months appears in	When more than one year appears in	Number of repeat terms		Notes the officers that do not have appears in an active	If no report at 12 months red		
Clubs less than two years old																		
171198	Greenwood	06/07/2024	Active(1)	12	1	14	-13	-52.00%	0	0	0			N	M,SC	N/R		
Clubs more than two years old																		
63015	ANACOCO	04/17/2000	Active	17	0	2	-2	-10.53%	19	25	0		2	N		10		
3824	ARCADIA	05/28/1968	Active	19	0	1	-1	-5.00%	21	3	1			N		20		
3826	BOSSIER CITY	09/02/1927	Active	72	5	6	-1	-1.37%	76	8	1			N	SC	0	\$1,050.00	
53142	BOSSIER CITY BOSSIER CENTRAL	05/22/1992	Active	11	0	1	-1	-8.33%	15	35	3		None	R	P,M,SC	3	\$100.00	
Exc Award (06/30/2019, 06/30/2022, 06/30/20)																		
3835	FLORIEN	06/28/1960	Active	15	1	0	1	7.14%	14		10			IP	S,M,VP,SC	24+		
3836	GIBSLAND	12/13/1928	Active	29	5	3	2	7.41%	27	28	0			N	M,SC	24+	\$100.00	
3837	HAYNESVILLE	03/12/1926	Active	14	1	6	-5	-26.32%	19	7	2		4	R	M	24+		
3839	HOMER	05/28/1926	Active	37	1	1	0	0.00%	38	6	0		7		M,VP,SC	21		
3841	LEESVILLE	06/17/1942	Active	81	5	1	4	5.19%	78	1	1			N	SC	0	\$2,000.00	
140517	Louisiana Animal Rescue Angels	01/07/2020	Active	8	4	7	-3	-27.27%	11	5	2			N	M,SC	23		
3843	MANSFIELD	04/19/1940	Active	24	2	3	-1	-4.00%	26	8	0				M,VP,SC	23		
3844	MANY	08/22/1927	Active	17	1	1	0	0.00%	17	18	6			R	M,SC	24+		
3845	MINDEN	10/22/1925	Active	90	8	14	-6	-6.25%	97	13	0			N	M,SC	19		
Exc Award (06/30/2018, 06/30/2019)																		
3846	MINDEN EVENING	07/14/1959	Active	22	3	0	3	15.79%	20		4			N		11	\$1,000.00	
Exc Award (06/30/2020, 06/30/2021, 06/30/20)																		
3847	NATCHITOCHES	10/07/1943	Active	51	2	3	-1	-1.92%	52	22	0			N	SC	5	\$1,150.00	
3853	NORTH SHREVEPORT	01/10/1952	Active	46	3	3	0	0.00%	50	7	1			R	M	0	102,886.91	
Exc Award (06/30/2018, 06/30/2019, 06/30/20)																		
3849	RUSTON	02/22/1946	Active(1)	18	0	1	-1	-5.26%	19	25	6		3	R	SC	24+	\$450.00	
3852	SHREVEPORT DOWNTOWN	10/19/1917	Active	14	2	1	1	7.69%	13	8	3		3	N	SC	24+		
117113	SHREVEPORT RED RIVER	06/13/2012	Active	10	0	1	-1	-9.09%	11	12	9		2	R	M,SC	10	\$184.00	



Club Health Assessment for District 8 L through May 2025

Club NumberClub NameCharter Date			Status	Membership								Reports						Finance		LCIF
				Current Member Count	YTD Members Added	YTD Members Dropped	YTD Net Growth	YTD Net Growth%	Member Count 12 Months Ago	Avg. length of service for dropped members	Months Since Last MMR ***	Yrs. Since Last Officer Report	President Rotation	Vice President Reported ****	Months Since Last Activity Report ***	Account Balance	Donations for current Fiscal Year			
			Number of times on status quo within last two years	If below 15 members appears		If net loss is greater than 20% appears				If no report in 3 months appears in		When more than one year appears in	Number of repeat terms	Notes the officers that do not have an active		If no report at 12 months appears in red				
Exc Award (06/30/2020, 06/30/2023) 3857 SIMSBORO12/08/1966			Active	27	1	0	1	3.85%	26	6		4	R	M,SC	6					
Current Total Clubs Count	YTD New Clubs Count	YTD Cancelled Clubs Count	YTD Net Club Gain	Current Total Members Count	YTD Add	YTD Drop	YTD Net Growth	YTD Net Growth %	Member Count 12 Months Ago	Average Member Count Per Club	% of Clubs with less than 20 members	% No MMR in 3 Months	% No Officer Report in 12 Months	% of Clubs with balance 90+ days	Number of Clubs in Status Quo	% Status Quo Clubs in Financial Suspension	Number of Cancelled Clubs	Average Cancelled Club Age	Members Lost Due to Cancellation	% of Clubs Cancelled for Non-Financial Reasons
21	0	0	0	634	45	69	-24	-3.65%	649	30	52%	38%	0%	0%	0	0%	0	0	0	0%

* - P - Priority Club. Cancellation Reasons: 1-Objectives/conduct, 2-Non-active club, 5-Non-existing club, 6-Disbanding, 7-Merger, 8-Financial Suspension, 9-District/Multiple District Dues.

** - Abbreviation: P-President, S-Secretary, T-Treasurer, M-Member Chairperson, VP-First Vice President, MC-Communications Chairperson, SC-Service Chairperson

*** - Abbreviation: N/R - Never reported using the Lions Clubs website, N/A - Not applicable, No password registered for the Lions Clubs website.

**** - Abbreviation: N - New, IP - Immediate Past, R - Repeat.



Club Health Assessment for District 8 I through May 2025

			Status	Membership							Reports					Finance		LCIF
Club Number	Club Name	Charter Date		Current Member Count	YTD Members Added	YTD Members Dropped	YTD Net Growth	YTD Net Growth%	Member Count 12 Months Ago	Avg. length of service for dropped members	Months Since Last MMR ***	Yrs. Since Last Officer Report	President Rotation	Vice President Reported ****	Months Since Last Activity Report ***	Account Balance	Donations for current Fiscal Year	
			Number of times on status quo within last two years	If below 15 members appears				If net loss is greater than 20% appears			If no report in 3 months appears in	When more than one year appears in	Number of repeat terms	Notes the officers that do not have an active	If no report at 12 months appears in red			
Clubs more than two years old																		
3863	ALEXANDRIA	03/07/1929	Active	65	11	7	4	6.56%	66	2	0			IP M	0		\$3,570.00	
Exc Award (06/30/2019, 06/30/2023)																		
52813	ALEXANDRIA HEART CITY PACESETTERS	04/06/1992	Active	10	0	0	0	0.00%	10		0		9	M,VP,SC	24+			
47400	ALEXANDRIA RAPIDES METRO	06/09/1987	Active	10	0	0	0	0.00%	10		0		9	M,VP,SC	11			
3866	BASTROP	06/13/1946	Active	22	2	2	0	0.00%	22	5	4		7	R M,SC	N/R			
3869	BUNKIE	04/01/1940	Active	21	0	1	-1	-4.55%	22	7	2			N M,SC	24+			
Exc Award (06/30/2018)																		
3870	COLFAX	11/03/1930	Active	13	1	4	-3	-18.75%	15	7	0		4	M,VP,SC	24+			
Exc Award (06/30/2017)																		
3871	COLUMBIA	05/15/1951	Status Quo(1)	32	0	0	0	0.00%	32		0		7	R M,SC	24+	90+ Days		
58070	COTTONPORT BAYOU ROUGE	04/02/1996	Active(1)	17	0	0	0	0.00%	17		16		None	P,S,T,M,VP SC	N/R			
3874	FARMERVILLE	01/18/1929	Active	30	1	5	-4	-11.76%	34	2	1			M,VP,SC	24+			
3883	GREATER OUACHITA	03/29/1948	Active	11	1	0	1	10.00%	10		3		6	M,VP,SC	24+			
62643	JENA	01/03/2000	Active(1)	15	15	15	0	0.00%	15	12	0		2	M,VP,SC	N/R			
3875	JONESVILLE	01/29/1954	Active(1)	15	0	0	0	0.00%	15		16		4	M,VP,SC	N/R			
3879	MANSURA	01/19/1962	Active(1)	11	0	0	0	0.00%	11		16		None	P,T,M,VP,SC	N/R			
3880	MARKSVILLE	06/11/1938	Active	46	9	2	7	17.95%	40	29	1		4	M,VP,SC	N/R			
3881	MER ROUGE	11/26/1943	Status Quo(1)	37	0	0	0	0.00%	37		0		6	S,M,VP,SC	N/R	90+ Days		
3882	MONROE DOWNTOWN	08/02/1921	Active(2)	8	1	4	-3	-27.27%	11	10	0		6	M,VP,SC	24+			
3887	PINEVILLE	03/18/1947	Active(1)	10	2	11	-9	-47.37%	19	17	0		2	R M,SC	0			
3889	SWARTZ	01/26/1965	Active	7	0	0	0	0.00%	7		0			N S,M,VP,SC	24+			
3891	VIDALIA	01/21/1954	Status Quo(1)	19	0	0	0	0.00%	19		0		20	R M,SC	N/R	90+ Days		
3894	WINNFIELD	10/18/1943	Active	6	1	3	-2	-25.00%	8	13	3			IP M,SC	24+		\$2,615.00	
Exc Award (06/30/2018)																		



Club Health Assessment for District 8 I through May 2025

				Status		Membership							Reports					Finance		LCIF
Club Number	Club Name	Charter Date			Current Member Count	YTD Members Added	YTD Members Dropped	YTD Net Growth	YTD Net Growth%	Member Count 12 Months Ago	Avg. length of service for dropped members	Months Since Last MMR ***	Yrs. Since Last Officer Report	President Rotation	Vice President Reported ****	Months Since Last Activity Report ***	Account Balance	Donations for current Fiscal Year		
				Number of times on status quo within last two years	If below 15 members appears				If net loss is greater than 20% appears			If no report in 3 months appears in	When more than one year appears in	Number of repeat terms		Notes the officers that do not have an active	If no report at 12 months appears in red			
3895	WINNSBORO	11/10/1926		Active	34	3	5	-2	-5.56%	36	5	0			N	M,SC	24+		\$40.00	
Current Total Clubs Count	YTD New Clubs Count	YTD Cancelled Clubs Count	YTD Net Club Gain	Current Total Members Count	YTD Add	YTD Drop	YTD Net Growth	YTD Net Growth %	Member Count 12 Months Ago	Average Member Count Per Club	% of Clubs with less than 20 members	% No MMR in 3 Months	% No Officer Report in 12 Months	% of Clubs with balance 90+ days	Number of Clubs in Status Quo	% Status Quo Clubs in Financial Suspension	Number of Cancelled Clubs	Average Cancelled Club Age	Members Lost Due to Cancellation	% of Clubs Cancelled for Non-Financial Reasons
21	0	0	0	439	47	59	-12	-2.66%	456	21	62%	29%	0%	14%	3	100%	0	0	0	0%

* - P - Priority Club. Cancellation Reasons: 1-Objectives/conduct, 2-Non-active club, 5-Non-existing club, 6-Disbanding, 7-Merger, 8-Financial Suspension, 9-District/Multiple District Dues.

** - Abbreviation: P-President, S-Secretary, T-Treasurer, M-Member Chairperson, VP-First Vice President, MC-Communications Chairperson, SC-Service Chairperson

*** - Abbreviation: N/R - Never reported using the Lions Clubs website, N/A - Not applicable, No password registered for the Lions Clubs website.

**** - Abbreviation: N - New, IP - Immediate Past, R - Repeat.



Club Health Assessment for District 8 O through May 2025

			Status	Membership							Reports					Finance		LCIF
Club Number	Club Name	Charter Date		Current Member Count	YTD Members Added	YTD Members Dropped	YTD Net Growth	YTD Net Growth%	Member Count 12 Months Ago	Avg. length of service for dropped members	Months Since Last MMR ***	Yrs. Since Last Officer Report	President Rotation	Vice President Reported ****	Months Since Last Activity Report ***	Account Balance	Donations for current Fiscal Year	
			Number of times on status quo within last two years	If below 15 members appears					If net loss is greater than 20% appears			If no report in 3 months appears in	When more than one year appears in	Number of repeat terms	Notes the officers that do not have appears in an active	If no report at 12 months red		
Clubs less than two years old																		
157286	Bayou Teche	04/29/2024	Active	29	9	0	9	45.00%	20		1		2	R	S	4		\$1,700.00
Clubs more than two years old																		
118567	BREAUX BRIDGE	01/07/2013	Active	27	4	4	0	0.00%	26	5	8		4	R	M,SC	9		\$100.00
3900	CAMERON	10/25/1944	Active	50	1	1	0	0.00%	50	8	9		10	R	SC	N/R		\$6,000.00
43857	CARENCRO	05/22/1984	Active	19	1	0	1	5.56%	18		6			N	SC	24+		\$5,668.05
3902	CROWLEY	06/23/1931	Active	25	1	0	1	4.17%	24		10		3	N	M,SC	11		
3905	DE RIDDER	05/27/1942	Active	39	3	4	-1	-2.50%	40	6	1			N	M,SC	0	\$1,160.00	
3906	DUSON	01/22/1953	Status Quo(1)	7	0	1	-1	-12.50%	8	33	6		4		M,VP,SC	N/R	90+ Days	
3907	EAST BEAUREGARD L C	12/09/1971	Active(1)	17	0	0	0	0.00%	17		10		20		P,T,M,VP,SC	N/R		
3913	IOTA EGAN L C	03/31/1966	Active	21	0	1	-1	-4.55%	22	12	1			N	VP,SC	12		
104217	IOWA	12/22/2008	Cancelled(6*)	0	0	8	-8	-100.00%	8	13	9		None		P,S,T,M,VP SC	24+	90+ Days	
3915	JENNINGS	03/03/1947	Active	30	4	13	-9	-23.08%	38	20	1		2		M,VP,SC	24+		
3916	KAPLAN	05/22/1936	Active	26	0	0	0	0.00%	25		5		2	R	SC	24+		\$762.00
3918	LAFAYETTE	12/11/1962	Active	23	3	1	2	9.52%	21	18	0			N	M	0		\$3,830.00
3884	OAKDALE	04/09/1940	Active	41	5	4	1	2.50%	40	7	2		6		T,M,VP,SC	10		
3929	OPELOUSAS	01/17/1947	Active	21	6	0	6	40.00%	15		1		8	R	SC	7		
46387	PORT BARRE	06/27/1986	Active	57	14	7	7	14.00%	50	8	6				M,VP,SC	24+		
3930	RAYNE	11/02/1938	Active	44	10	0	10	29.41%	34		1		2	R		24+	90+ Days	
3933	SCOTT	02/03/1953	Active	24	0	0	0	0.00%	24		2		9	R	M,SC	N/R		\$2,035.00
3926	SULPHUR	08/05/1944	Active(1)	20	7	1	6	42.86%	14	3	1			R	VP,SC	0		\$4,510.00
3937	VILLE PLATTE	09/06/1943	Active	21	2	0	2	10.53%	16		6		3	R	S,M,SC	N/R		
3940	YOUNGSVILLE	04/24/1950	Active	17	1	2	-1	-5.56%	18	2	1		3		P,M,VP,SC	24+		



Club Health Assessment for District 8 O through May 2025

			Status	Membership							Reports					Finance	LCIF
Club Number	Club Name	Charter Date		Current Member Count	YTD Members Added	YTD Members Dropped	YTD Net Growth	YTD Net Growth%	Member Count 12 Months Ago	Avg. length of service for dropped members	Months Since Last MMR ***	Yrs. Since Last Officer Report	President Rotation	Vice President Reported ****	Months Since Last Activity Report ***	Account Balance	Donations for current Fiscal Year
			Number of times on status quo within last two years	If below 15 members appears				If net loss is greater than 20% appears			If no report in 3 months appears in	When more than one year appears in	Number of repeat terms	Notes the officers that do not have an active	If no report at 12 months appears in red		

Clubs Cancelled Previous Fiscal Year – Clubs Cancelled within last 12 months may be reinstated

Club Number	Club Name	Charter Date	Current Status*	Cancellation Date
104218	LAKE CHARLES ELITE	12/23/2008	Cancelled(8*)	12/29/2023

Current Total Clubs Count	YTD New Clubs Count	YTD Cancelled Clubs Count	YTD Net Club Gain	Current Total Members Count	YTD Add	YTD Drop	YTD Net Growth	YTD Net Growth %	Member Count 12 Months Ago	Average Member Count Per Club	% of Clubs with less than 20 members	% No MMR in 3 Months	% No Officer Report in 12 Months	% of Clubs with balance 90+ days	Number of Clubs in Status Quo	% Status Quo Clubs in Financial Suspension	Number of Cancelled Clubs	Average Cancelled Club Age	Members Lost Due to Cancellation	% of Clubs Cancelled for Non-Financial Reasons
20	0	1	-1	558	71	47	24	4.49%	528	28	20%	45%	0%	10%	1	100%	1	31	8	0%

* - P - Priority Club. Cancellation Reasons: 1-Objectives/conduct, 2-Non-active club, 5-Non-existing club, 6-Disbanding, 7-Merger, 8-Financial Suspension, 9-District/Multiple District Dues.

** - Abbreviation: P-President, S-Secretary, T-Treasurer, M-Member Chairperson, VP-First Vice President, MC-Communications Chairperson, SC-Service Chairperson

*** - Abbreviation: N/R - Never reported using the Lions Clubs website, N/A - Not applicable, No password registered for the Lions Clubs website.

**** - Abbreviation: N - New, IP - Immediate Past, R - Repeat.



Club Health Assessment for District 8 N through May 2025

			Status	Membership							Reports					Finance		LCIF
Club Number	Club Name	Charter Date		Current Member Count	YTD Members Added	YTD Members Dropped	YTD Net Growth	YTD Net Growth%	Member Count 12 Months Ago	Avg. length of service for dropped members	Months Since Last MMR ***	Yrs. Since Last Officer Report	President Rotation	Vice President Reported ****	Months Since Last Activity Report ***	Account Balance	Donations for current Fiscal Year	
			Number of times on status quo within last two years	If below 15 members appears					If net loss is greater than 20% appears			If no report in 3 months appears in	When more than one year appears in	Number of repeat terms	Notes the officers that do not have an active	If no report at 12 months appears in red		
Clubs less than two years old																		
154638	Livingston Parish	06/08/2023	Active	33	10	3	7	26.92%	28	2	0			N	M	0		\$550.00
Exc Award (06/30/2024)																		
Clubs more than two years old																		
124539	Baker	04/21/2015	Active	14	1	7	-6	-30.00%	20	9	0			R	SC	2		\$25.00
3949	BATON ROUGE BROWNFIELDS	02/25/1958	Active	9	0	0	0	0.00%	9		26		2	R	M,VP,SC	24+		
41149	BATON ROUGE CENTRAL	04/05/1982	Active	14	0	0	0	0.00%	14		7			N	M,SC	1		
3944	BATON ROUGE EAST BATON ROUGE	02/28/1946	Active	23	1	4	-3	-11.54%	26	11	0			N		2		\$100.00
3946	BATON ROUGE LAKESHORE	11/10/1947	Active	23	0	3	-3	-11.54%	26	4	0		3	N		3		\$200.00
43337	BATON ROUGE METROPOLITAN	01/16/1984	Active	19	12	0	12	171.43%	7		0				VP	2		
57814	BATON ROUGE SOUTHEAST	02/05/1996	Active	11	0	0	0	0.00%	11		11			R	M,VP,SC	7		\$504.00
Exc Award (06/30/2017, 06/30/2018)																		
3948	BOGALUSA	06/22/1943	Active	18	2	9	-7	-28.00%	26	11	0				P,VP,SC	24+		
3950	BRUSLY	04/08/1954	Active	46	10	0	10	27.78%	37		8		3	N	SC	7		\$330.00
30463	CLINTON	03/31/1975	Active	18	0	1	-1	-5.26%	19	7	10		3	R	M,VP,SC	24+		
3951	COVINGTON	05/19/1943	Active	24	3	0	3	14.29%	21		2		4	R	M,VP,SC	24+		
3954	GONZALES	04/07/1943	Active	46	4	20	-16	-25.81%	59	5	0		2	R		2		\$2,400.00
Exc Award (06/30/2020)																		
3955	GROSSE TETE ROSEDALE	03/12/1970	Active	28	1	8	-7	-20.00%	35	15	0		2		T,VP,SC	0		\$10.00
3958	JACKSON	05/01/1951	Active	24	0	0	0	0.00%	24		5		3	R	M,SC	11		
3960	LAPLACE	05/02/1957	Active	38	4	2	2	5.56%	34	14	1		4	R		0		\$1,100.00
3962	LUTCHER GRAMERCY	03/12/1940	Active	60	4	6	-2	-3.23%	62	13	3		2	R	P,M,SC	24+		
Exc Award (06/30/2016, 06/30/2018)																		
3963	MANDEVILLE	09/26/1946	Active	61	13	6	7	12.96%	56	8	0		2	N		23		\$2,100.00
Exc Award (06/30/2018)																		
3965	MORGANZA	01/09/1963	Cancelled(6*)	0	0	8	-8	-100.00%	8	32	2	1	None		P,S,T,M,VP SC	N/R	90+ Days	



Club Health Assessment for District 8 N through May 2025

			Status	Membership							Reports					Finance		LCIF
Club Number	Club Name	Charter Date		Current Member Count	YTD Members Added	YTD Members Dropped	YTD Net Growth	YTD Net Growth%	Member Count 12 Months Ago	Avg. length of service for dropped members	Months Since Last MMR ***	Yrs. Since Last Officer Report	President Rotation	Vice President Reported ****	Months Since Last Activity Report ***	Account Balance	Donations for current Fiscal Year	
			Number of times on status quo within last two years	If below 15 members appears						If net loss is greater than 20% appears	If no report in 3 months appears in	When more than one year appears in	Number of repeat terms	Notes the officers that do not have an active	If no report at 12 months appears in red			
3966	NEW ROADS	04/23/1941	Active	68	5	9	-4	-5.56%	71	33	0			N	M,SC	24+		
3967	PEARL RIVER	04/01/1953	Active	28	9	3	6	27.27%	22	11	10				M,VP,SC	24+		\$18.00
Exc Award (06/30/2018)																		
55495	PEARL RIVER SIXTH WARD	04/08/1994	Cancelled(6*)	0	0	6	-6	-100.00%	6	23	9	1	None		P,S,T,M,VP SC	24+		
3968	PLAQUEMINE	02/25/1942	Active	24	2	0	2	9.09%	22		1		2	R	T,M,SC	24+		
40228	POINTE COUPEE FAL RIV	07/31/1981	Active	7	0	0	0	0.00%	7		36		5	R	P,M,VP,SC	24+		
44285	PONCHATOU LA	10/30/1984	Active	26	0	2	-2	-7.14%	28	15	2			N	VP,SC	N/R		\$1,000.00
3970	PORT ALLEN	01/05/1940	Active	5	0	0	0	0.00%	5		0		6	N	T,M,VP,SC	1		\$50.00
3972	SLIDELL	10/23/1928	Active	54	9	8	1	1.89%	56	9	0			N		2		\$2,350.00
45657	SLIDELL EVENING	01/21/1986	Active	21	0	1	-1	-4.55%	22	2	4		18	R	M,SC	N/R		
3974	SORRENTO	06/16/1953	Active	25	13	0	13	108.33%	12		0		10	R	M,SC	1		
3975	WHITE CASTLE	04/15/1943	Active	14	0	1	-1	-6.67%	15	49	2		10	R	S,T,M,VP	24+		
3976	ZACHARY	02/17/1955	Active	7	0	0	0	0.00%	7		13		15	R	M	0		\$14,000.00
Exc Award (06/30/2018)																		

Clubs Cancelled Previous Fiscal Year – Clubs Cancelled within last 12 months may be reinstated

Club Number	Club Name	Charter Date	Current Status*	Cancellation Date
3943	BATON ROUGE	09/23/1927	Cancelled(6*)	07/29/2023
54442	BATON ROUGE MAGNOLIA	05/10/1993	Cancelled(8*)	06/29/2024
3971	RESERVE	05/15/1946	Cancelled(6*)	11/29/2023

Current Total Clubs Count	YTD New Clubs Count	YTD Cancelled Clubs Count	YTD Net Club Gain	Current Total Members Count	YTD Add	YTD Drop	YTD Net Growth	YTD Net Growth %	Member Count 12 Months Ago	Average Member Count Per Club	% of Clubs with less than 20 members	% No MMR in 3 Months	% No Officer Report in 12 Months	% of Clubs with balance 90+ days	Number of Clubs in Status Quo	% Status Quo Clubs in Financial Suspension	Number of Cancelled Clubs	Average Cancelled Club Age	Members Lost Due to Cancellation	% of Clubs Cancelled for Non-Financial Reasons
29	0	2	-2	788	103	107	-4	-0.51%	795	27	38%	38%	0%	0%	0	0%	2	148	14	50%



Club Health Assessment for District 8 N through May 2025

			Status	Membership							Reports					Finance	LCIF
Club Number	Club Name	Charter Date		Current Member Count	YTD Members Added	YTD Members Dropped	YTD Net Growth	YTD Net Growth%	Member Count 12 Months Ago	Avg. length of service for dropped members	Months Since Last MMR ***	Yrs. Since Last Officer Report	President Rotation	Vice President Reported ****	Months Since Last Activity Report ***	Account Balance	Donations for current Fiscal Year
			Number of times on status quo within last two years	If below 15 members appears				If net loss is greater than 20% appears			If no report in 3 months appears in	When more than one year appears in	Number of repeat terms	Notes the officers that do not have an active	If no report at 12 months appears in red		

* - P - Priority Club. Cancellation Reasons: 1-Objectives/conduct, 2-Non-active club, 5-Non-existing club, 6-Disbanding, 7-Merger, 8-Financial Suspension, 9-District/Multiple District Dues.
** - Abbreviation: P-President, S-Secretary, T-Treasurer, M-Member Chairperson, VP-First Vice President, MC-Communications Chairperson, SC-Service Chairperson
*** - Abbreviation: N/R - Never reported using the Lions Clubs website, N/A - Not applicable, No password registered for the Lions Clubs website.
**** - Abbreviation: N - New, IP - Immediate Past, R - Repeat.



Club Health Assessment for District 8 S through May 2025

			Status	Membership							Reports					Finance		LCIF
Club Number	Club Name	Charter Date		Current Member Count	YTD Members Added	YTD Members Dropped	YTD Net Growth	YTD Net Growth%	Member Count 12 Months Ago	Avg. length of service for dropped members	Months Since Last MMR ***	Yrs. Since Last Officer Report	President Rotation	Vice President Reported ****	Months Since Last Activity Report ***	Account Balance	Donations for current Fiscal Year	
			Number of times on status quo within last two years	If below 15 members appears					If net loss is greater than 20% appears			If no report in 3 months appears in	When more than one year appears in	Number of repeat terms	Notes the officers that do not have appears in an active	If no report at 12 months red		
Clubs less than two years old																		
157711	Thibodaux Bridge Community	05/03/2024	Cancelled(6*)	0	0	26	-26	-100.00%	26	1	0		None	P,S,T,M,VP SC	N/R			
Clubs more than two years old																		
3981	BELLE CHASSE	11/22/1957	Active	10	3	4	-1	-9.09%	11	10	8		4	M,VP,SC	24+			
3982	BOURG	02/01/1960	Active	19	0	1	-1	-5.00%	20	2	4			P,T,M,VP,SC	24+			
143381	Bourg Lioness	11/12/2020	Active	13	1	1	0	0.00%	13	4	4		5	P,T,M,VP,SC	1			
45352	CHAUVIN	09/09/1985	Active	8	0	0	0	0.00%	8		4		6	P,S,T,M,VP SC	24+			
50338	CHAUVIN T-CAILLOU	03/19/1990	Active	17	0	5	-5	-22.73%	22	15	1		10	P,M,VP,SC	20		\$220.00	
3985	EVERGREEN L C	03/20/1968	Active	19	1	0	1	5.56%	18		2		5	N M,SC	3		\$1,000.00	
3987	GOLDEN MEADOW	04/02/1959	Active	14	0	0	0	0.00%	14		20		7	P,M,VP,SC	24+			
3988	HAHNVILLE	04/25/1957	Active(1)	13	14	13	1	8.33%	12	35	4		3	M,VP,SC	19	90+ Days		
3989	HARAHAN	03/23/1953	Active	29	2	3	-1	-3.33%	30	26	0		7	N M,VP,SC	7			
3990	HOUMA	01/31/1940	Active	35	5	22	-17	-32.69%	51	8	0		N	SC	1		\$1,000.00	
3992	KENNER	01/18/1950	Active	26	1	1	0	0.00%	25	10	0		14	N M,VP,SC	24+			
36042	KENNER CENTRAL	09/13/1978	Active	19	2	4	-2	-9.52%	21	18	0		N	SC	2		\$1,250.00	
3993	KENNER UNIVERSITY PARK, INC.	06/21/1966	Active	21	0	2	-2	-8.70%	23	2	0		3	R VP	6		\$1,005.00	
Exc Award (06/30/2018, 06/30/2023)																		
3994	LABADIEVILLE	02/12/1959	Active	24	0	3	-3	-11.11%	27	7	7		7	N P,T,M,VP,SC	24+		\$50.00	
3995	LOCKPORT	10/28/1947	Status Quo(1)	11	0	0	0	0.00%	11		9		7	P,T,M,VP,SC	24+	90+ Days		
61668	LULING BOUTTE	03/22/1999	Active(1)	15	19	17	2	15.38%	12	7	0		6	R M,SC	15			
Exc Award (06/30/2023)																		
3997	MARRERO	12/26/1955	Active	79	8	8	0	0.00%	81	6	0		2	R SC	11			
Exc Award (06/30/2022)																		
3998	METAIRIE	11/18/1940	Status Quo(2)	31	0	0	0	0.00%	31		18		13	R P,S,M,SC	24+	90+ Days		
3999	METAIRIE AIRLINE	11/09/1948	Active	41	8	1	7	20.59%	34	11	1			VP,SC	1		\$5,800.00	
Exc Award (06/30/2023, 06/30/2024)																		



Club Health Assessment for District 8 S through May 2025

			Status		Membership						Reports					Finance		LCIF		
Club Number	Club Name	Charter Date			Current Member Count	YTD Members Added	YTD Members Dropped	YTD Net Growth	YTD Net Growth%	Member Count 12 Months Ago	Avg. length of service for dropped members	Months Since Last MMR ***	Yrs. Since Last Officer Report	President Rotation	Vice President Reported ****	Months Since Last Activity Report ***	Account Balance	Donations for current Fiscal Year		
			Number of times on status quo within last two years		If below 15 members appears				If net loss is greater than 20% appears			If no report in 3 months appears in	When more than one year appears in	Number of repeat terms		Notes the officers that do not have an active	If no report at 12 months appears in red			
4000	METAIRIE DELTA	05/13/1958	Active		29	2	3	-1	-3.33%	31	7	1			N	SC	0	\$1,000.00		
Exc Award (06/30/2023, 06/30/2024)																				
4002	METAIRIE LAKESIDE	08/24/1967	Active		18	0	0	0	0.00%	18		20				M,VP,SC	24+	\$800.00		
37416	METAIRIE PONTCHARTRAIN	07/24/1979	Active		30	4	0	4	15.38%	26		1		3	R		0			
Exc Award (06/30/2023)																				
4003	MONTEGUT	01/04/1956	Active(1)		59	8	0	8	15.69%	51		0		4	N	M,SC	0			
4004	MORGAN CITY	09/28/1967	Active		8	0	0	0	0.00%	8		14		5		M,VP,SC	24+			
4005	NEW ORLEANS ALGIERS	05/09/1957	Active		26	5	2	3	13.04%	23	17	0		2	R		0			
Exc Award (06/30/2022, 06/30/2023, 06/30/2024)																				
122807	New Orleans Asian American	07/25/2014	Active		64	2	7	-5	-7.25%	73	2	1			N		1			
4006	NEW ORLEANS CENTRAL CITY	02/15/1972	Active		30	2	1	1	3.45%	29	2	0			R	M,SC	0			
Exc Award (06/30/2021, 06/30/2024)																				
47114	NEW ORLEANS FILIPINO AMERICAN	03/31/1987	Active		120	7	11	-4	-3.23%	123	2	1			N		1	\$1,000.00		
Exc Award (06/30/2023, 06/30/2024)																				
4012	RACELAND	04/22/1941	Active		56	7	4	3	5.66%	53	20	1		17	N	M,SC	24+			
66786	SCHRIEVER	11/13/2002	Active		18	3	5	-2	-10.00%	21	7	4		10	R	S,M,SC	24+			
101914	ST. BERNARD PARISH SCHOOL EMPLOYEES	06/17/2008	Active		27	0	0	0	0.00%	27		20		3		M,VP,SC	24+			
4015	TERRYTOWN	03/27/1962	Active		24	0	0	0	0.00%	24		16		7		M,VP,SC	24+			
4016	THIBODAU	02/12/1940	Active		56	6	4	2	3.70%	58	23	0			N	S,T,SC	9			
150152	Westwego	03/11/2022	Active		30	6	1	5	20.00%	25	1	0			N	SC	0			
																		\$1,025.00		
Current Total Clubs Count	YTD New Clubs Count	YTD Cancelled Clubs Count	YTD Net Club Gain	Current Total Members Count	YTD Add	YTD Drop	YTD Net Growth	YTD Net Growth %	Member Count 12 Months Ago	Average Member Count Per Club	% of Clubs with less than 20 members	% No MMR in 3 Months	% No Officer Report in 12 Months	% of Clubs with balance 90+ days	Number of Clubs in Status Quo	% Status Quo Clubs in Financial Suspension	Number of Cancelled Clubs	Average Cancelled Club Age	Members Lost Due to Cancellation	% of Clubs Cancelled for Non-Financial Reasons
34	0	1	-1	1,039	116	149	-33	-3.08%	1,080	31	41%	41%	0%	9%	2	100%	1	1	26	100%



Club Health Assessment for District 8 S through May 2025

			Status	Membership							Reports					Finance	LCIF
Club Number	Club Name	Charter Date		Current Member Count	YTD Members Added	YTD Members Dropped	YTD Net Growth	YTD Net Growth%	Member Count 12 Months Ago	Avg. length of service for dropped members	Months Since Last MMR ***	Yrs. Since Last Officer Report	President Rotation	Vice President Reported ****	Months Since Last Activity Report ***	Account Balance	Donations for current Fiscal Year
			Number of times on status quo within last two years	If below 15 members appears				If net loss is greater than 20% appears			If no report in 3 months appears in	When more than one year appears in	Number of repeat terms	Notes the officers that do not have an active	If no report at 12 months appears in red		

* - P - Priority Club. Cancellation Reasons: 1-Objectives/conduct, 2-Non-active club, 5-Non-existing club, 6-Disbanding, 7-Merger, 8-Financial Suspension, 9-District/Multiple District Dues.
** - Abbreviation: P-President, S-Secretary, T-Treasurer, M-Member Chairperson, VP-First Vice President, MC-Communications Chairperson, SC-Service Chairperson
*** - Abbreviation: N/R - Never reported using the Lions Clubs website, N/A - Not applicable, No password registered for the Lions Clubs website.
**** - Abbreviation: N - New, IP - Immediate Past, R - Repeat.



Club Health Assessment for District 26 M1 through May 2025

			Status	Membership							Reports					Finance		LCIF
Club Number	Club Name	Charter Date		Current Member Count	YTD Members Added	YTD Members Dropped	YTD Net Growth	YTD Net Growth%	Member Count 12 Months Ago	Avg. length of service for dropped members	Months Since Last MMR ***	Yrs. Since Last Officer Report	President Rotation	Vice President Reported ****	Months Since Last Activity Report ***	Account Balance	Donations for current Fiscal Year	
			Number of times on status quo within last two years	If below 15 members appears				If net loss is greater than 20% appears			If no report in 3 months appears in	When more than one year appears in	Number of repeat terms	Notes the officers that do not have an active	If no report at 12 months appears in red			
Clubs more than two years old																		
10036	ARCADIA VALLEY	10/17/1952	Active(1)	14	0	1	-1	-6.67%	15	57	7		None	N	P,M,VP,SC	24+		
10037	BERNIE	05/29/1956	Active(1)	6	6	6	0	0.00%	6	31	2		2		M,VP,SC	24+		
43473	BUCKHORN-LAQUEY	02/13/1984	Cancelled(6*)	0	0	0	0	0.00%	12		11	1	None		P,S,T,M,VP SC	24+		
10043	BUNKER	12/07/1966	Active	11	0	0	0	0.00%	11		10				P,M,VP,SC	N/R		
10044	CAPE GIRARDEAU	03/16/1922	Active	141	7	0	7	5.22%	134		3			N	M,SC	24+	\$4,025.00	
52918	CAPE GIRARDEAU EVENING	04/13/1992	Active	17	2	2	0	0.00%	17	18	6		2	R	SC	13	\$740.00	
10045	CARUTHERSVILLE	01/19/1955	Active	18	0	0	0	0.00%	18		10			R	P,S,T,M,SC	24+		
10046	CHARLESTON	03/05/1942	Active	16	0	0	0	0.00%	16		10		2	N	T,M,VP,SC	24+		
10049	DEXTER	05/10/1961	Active(3)	19	0	0	0	0.00%	19		5				M,VP,SC	20		
Exc Award (06/30/2021)																		
10275	DIXON	11/09/1944	Active	12	2	0	2	20.00%	10		1		2		P,M,VP,SC	24+		
10035	EAST PERRY COUNTY	03/11/1958	Active	32	0	6	-6	-15.79%	38	13	3				S,T,M,VP,SC	15		
154218	East Prairie	04/27/2023	Status Quo(1)	21	0	10	-10	-32.26%	31	2	2		3	R		23	90+ Days	
10055	ESSEX GRAY RIDGE L C	11/26/1965	Active	16	1	0	1	6.67%	15		10		13		P,T,M,VP,SC	N/R		
10056	FARMINGTON	03/20/1962	Active	29	2	1	1	3.57%	28	2	1			N	SC	9		
10281	FORT LEONARD WOOD	01/20/1966	Active	24	3	7	-4	-14.29%	28	8	0		5		T,VP	13	\$1,200.00	
Exc Award (06/30/2024)																		
10058	FREDERICKTOWN	08/25/1941	Active	12	0	0	0	0.00%	12		23		10		M,VP,SC	24+		
10287	HOUSTON	05/28/1940	Active	17	0	1	-1	-5.56%	18	35	10		3		M,VP,SC	24+		
10064	KENNETT	08/01/1922	Active	22	1	3	-2	-8.33%	25	26	2			R	M,VP,SC	N/R		
10067	MALDEN	04/21/1925	Active	26	3	5	-2	-7.14%	28	12	4				M,VP,SC	24+	\$2,700.00	
10057	PARK HILLS	03/22/1928	Active	28	0	6	-6	-17.65%	33	5	2		19	R	M,VP	2	\$500.00	
Exc Award (06/30/2018, 06/30/2020)																		
10076	PATTON	10/26/1971	Active	22	0	3	-3	-12.00%	28	20	0			N	P,VP	24+	\$1,000.00	
Exc Award (06/30/2016, 06/30/2018)																		



Club Health Assessment for District 26 M1 through May 2025

			Status		Membership						Reports					Finance		LCIF		
Club Number	Club Name	Charter Date			Current Member Count	YTD Members Added	YTD Members Dropped	YTD Net Growth	YTD Net Growth%	Member Count 12 Months Ago	Avg. length of service for dropped members	Months Since Last MMR ***	Yrs. Since Last Officer Report	President Rotation	Vice President Reported ****	Months Since Last Activity Report ***	Account Balance	Donations for current Fiscal Year		
			Number of times on status quo within last two years		If below 15 members appears				If net loss is greater than 20% appears			If no report in 3 months appears in	When more than one year appears in	Number of repeat terms		Notes the officers that do not have appears in an active red				
10077	PERRYVILLE	03/21/1930	Active		17	0	0	0	0.00%	16		11		5	R	VP,SC	4		\$1,000.00	
54295	PLATO ROBY E SHA SUC NW T C LC	03/31/1993	Active		22	0	7	-7	-24.14%	30	4	1			N	M,SC	24+		\$500.00	
10079	POPLAR BLUFF	03/16/1936	Active		46	10	4	6	15.00%	40	4	0				M,VP,SC	18		\$1,000.00	
10082	QULIN	04/30/1968	Active		14	0	0	0	0.00%	14		10		17		M,VP,SC	24+			
10083	ROLLA	04/05/1935	Active		125	6	8	-2	-1.57%	128	10	0			N	SC	9			
10084	SAINTE GENEVIEVE	05/21/1931	Active		26	1	7	-6	-18.75%	34	12	1		2	R	T,M,SC	24+		\$250.00	
10086	SENATH	01/19/1940	Active(1)		10	1	4	-3	-23.08%	13	27	0		2		P,T,M,VP,SC	N/R			
10087	SIKESTON	06/26/1922	Active		48	0	0	0	0.00%	48		10				M,VP,SC	24+		\$2,034.00	
10091	VIBURNUM	01/26/1970	Active		5	0	0	0	0.00%	5		7		16		M,VP,SC	24+			
10092	WARDELL	03/22/1971	Active		24	3	2	1	4.35%	23	17	0			R	P,M,VP,SC	24+			
10316	WEST PLAINS	08/08/1946	Active		16	1	4	-3	-15.79%	19	3	3		2	R	M,SC	24+		\$20.00	
10093	WILLIAMSVILLE	11/22/1949	Active		20	0	0	0	0.00%	20		7		3		P,M,VP,SC	24+			
10318	WILLOW SPRINGS	03/08/1966	Active		13	0	4	-4	-23.53%	21	2	0		None		P,VP,SC	17			
10319	WINONA	03/09/1959	Cancelled(8*)		0	1	21	-20	-100.00%	20	20	5		None		P,S,T,M,VP SC	24+	90+ Days		
Current Total Clubs Count	YTD New Clubs Count	YTD Cancelled Clubs Count	YTD Net Club Gain	Current Total Members Count	YTD Add	YTD Drop	YTD Net Growth	YTD Net Growth %	Member Count 12 Months Ago	Average Member Count Per Club	% of Clubs with less than 20 members	% No MMR in 3 Months	% No Officer Report in 12 Months	% of Clubs with balance 90+ days	Number of Clubs in Status Quo	% Status Quo Clubs in Financial Suspension	Number of Cancelled Clubs	Average Cancelled Club Age	Members Lost Due to Cancellation	% of Clubs Cancelled for Non-Financial Reasons
33	0	2	-2	889	50	112	-62	-6.52%	973	27	52%	55%	0%	3%	1	100%	2	53	21	50%

* - P - Priority Club. Cancellation Reasons: 1-Objectives/conduct, 2-Non-active club, 5-Non-existing club, 6-Disbanding, 7-Merger, 8-Financial Suspension, 9-District/Multiple District Dues.

** - Abbreviation: P-President, S-Secretary, T-Treasurer, M-Member Chairperson, VP-First Vice President, MC-Communications Chairperson, SC-Service Chairperson

*** - Abbreviation: N/R - Never reported using the Lions Clubs website, N/A - Not applicable, No password registered for the Lions Clubs website.

**** - Abbreviation: N - New, IP - Immediate Past, R - Repeat.



Club Health Assessment for District 26 M2 through May 2025

Club Number	Club Name	Charter Date	Status	Membership							Reports					Finance	LCIF
				Current Member Count	YTD Members Added	YTD Members Dropped	YTD Net Growth	YTD Net Growth%	Member Count 12 Months Ago	Avg. length of service for dropped members	Months Since Last MMR ***	Yrs. Since Last Officer Report	President Rotation	Vice President Reported ****	Months Since Last Activity Report ***	Account Balance	Donations for current Fiscal Year
			Number of times on status quo within last two years	If below 15 members appears				If net loss is greater than 20% appears			If no report in 3 months appears in	When more than one year appears in	Number of repeat terms	Notes the officers that do not have an active	If no report at 12 months red		
Clubs more than two years old																	
9918	BEAUFORT	10/16/1970	Active	37	4	5	-1	-2.63%	37	1	0			N	VP,SC	12	\$1,085.00
	Exc Award (06/30/2022)																
9853	BONHOMME	06/03/1953	Active	17	0	0	0	0.00%	17		14		6	R	M,SC	5	\$700.00
	Exc Award (06/30/2023)																
9854	BRENTWOOD	04/14/1954	Active	9	6	6	0	0.00%	9	0	8		8	R		0	\$1,050.00
9857	CHESTERFIELD	12/11/1953	Active	23	2	0	2	9.52%	21		0			N	SC	0	\$2,100.00
	Exc Award (06/30/2023)																
9859	CONCORD VILLAGE	04/28/1950	Active	72	1	5	-4	-5.26%	76	22	1				M,VP,SC	24+	\$1,000.00
	Exc Award (06/30/2016, 06/30/2023)																
9861	CREVE COEUR	11/10/1949	Active	13	0	2	-2	-13.33%	15	48	2		7		VP,SC	24+	\$500.00
10048	CUBA	04/27/1953	Active	21	0	0	0	0.00%	21		13			IP	SC	24+	\$100.00
	Exc Award (06/30/2017, 06/30/2018)																
9864	DE SOTO	04/14/1959	Active	18	1	1	0	0.00%	18	13	3		2		T,M,VP,SC	14	
	Exc Award (06/30/2016, 06/30/2017, 06/30/2020)																
9913	EUREKA	11/03/1950	Active	60	3	3	0	0.00%	60	24	2			N	P,M,VP,SC	15	
	Exc Award (06/30/2017)																
9866	FENTON	05/08/1950	Active	11	0	1	-1	-8.33%	12	16	0			N	SC	5	\$1,000.00
9867	FERGUSON	10/22/1930	Active	16	0	1	-1	-5.88%	17	1	3			N	M,SC	0	\$1,000.00
	Exc Award (06/30/2023, 06/30/2024)																
9932	GERALD	09/29/1953	Active	28	3	5	-2	-6.67%	30	16	3			N		24+	
9934	GRAY SUMMIT	08/19/1970	Active	20	0	1	-1	-4.76%	21	7	8		7	R	SC	24+	
	Exc Award (06/30/2017)																
54238	HILLSBORO	03/17/1993	Active	40	1	0	1	2.56%	40		10		2		VP	5	\$1,500.00
	Exc Award (06/30/2017, 06/30/2021, 06/30/2025)																
9873	HOUSE SPRINGS	02/15/1951	Active	35	11	7	4	12.90%	31	14	1			N	M,SC	0	\$2,525.00
	Exc Award (06/30/2023)																
9876	KIRKWOOD	06/02/1926	Active	25	2	3	-1	-3.85%	26	4	0			R	M,SC	0	



Club Health Assessment for District 26 M2 through May 2025

			Status		Membership						Reports					Finance		LCIF
Club Number	Club Name	Charter Date		Current Member Count	YTD Members Added	YTD Members Dropped	YTD Net Growth	YTD Net Growth%	Member Count 12 Months Ago	Avg. length of service for dropped members	Months Since Last MMR ***	Yrs. Since Last Officer Report	President Rotation	Vice President Reported ****	Months Since Last Activity Report ***	Account Balance	Donations for current Fiscal Year	
			Number of times on status quo within last two years	If below 15 members appears				If net loss is greater than 20% appears			If no report in 3 months appears in	When more than one year appears in	Number of repeat terms	Notes the officers that do not have an active	If no report at 12 months appears in red			
Exc Award (06/30/2017)																		
9874	LEMAY JEFFERSON BARRACKS	10/15/1931	Active	17	1	1	0	0.00%	17	9	6			R	VP,SC	19	\$200.00	
Exc Award (06/30/2016)																		
9878	MAPLEWOOD	12/19/1940	Active	29	0	4	-4	-12.12%	34	19	1			R	T,M	0	\$1,050.00	
Exc Award (06/30/2022)																		
9880	MEHLVILLE	05/20/1969	Active	22	3	2	1	4.76%	21	11	1		8	R	SC	24+		
Exc Award (06/30/2016, 06/30/2017, 06/30/20)																		
43726	MERAMEC HEIGHTS	04/19/1984	Active	8	0	0	0	0.00%	8		2		3	R	SC	0		
Exc Award (06/30/2017)																		
9955	NEW HAVEN	04/12/1954	Active	42	6	4	2	5.00%	32	31	1		6	R	SC	16	\$300.00	
Exc Award (06/30/2016, 06/30/2022, 06/30/20)																		
9883	OVERLAND	03/27/1925	Active	23	0	10	-10	-30.30%	33	11	5		None		P,S,M,VP,SC	24+		
9885	PACIFIC	04/28/1931	Active	18	0	0	0	0.00%	18		1		2		T,M,VP,SC	9	\$50.00	
Exc Award (06/30/2017, 06/30/2021)																		
37511	PEVELY	09/13/1979	Active	9	0	1	-1	-10.00%	10	15	1		None		P,M,VP,SC	24+		
Exc Award (06/30/2020)																		
10081	POTOSI	06/11/1930	Active	21	3	2	1	5.00%	20	16	5		2		T,VP	0		
30260	RICHWOODS	02/21/1975	Active	23	0	0	0	0.00%	23		1			N	T,M,VP,SC	19		
Exc Award (06/30/2016)																		
34172	ROCK COMMUNITY	06/30/1977	Active	16	1	0	1	6.67%	21		6			IP	M,SC	24+		
Exc Award (06/30/2018, 06/30/2019, 06/30/20)																		
9959	ST CLAIR	09/13/1949	Active	42	11	3	8	23.53%	36	36	2			N	S,M,VP,SC	24+		
9894	ST LOUIS DOWNTOWN	06/28/1921	Active	7	0	0	0	0.00%	7		5		14		S,T,M,VP,SC	24+	\$100.00	
Exc Award (06/30/2021)																		
9897	ST LOUIS MID TOWN	08/14/1941	Active	20	0	0	0	0.00%	20		13		5	R	P,S,M,SC	24+		
9903	ST LOUIS S SIDE	07/10/1924	Active	57	3	1	2	3.64%	55	69	0			N	M,SC	2	\$2,050.00	
Exc Award (06/30/2016, 06/30/2017, 06/30/20)																		
9965	UNION	07/19/1941	Active	30	1	0	1	3.45%	37		2			N	SC	7	\$2,125.00	



Club Health Assessment for District 26 M2 through May 2025

			Status		Membership						Reports					Finance		LCIF		
Club Number	Club Name	Charter Date			Current Member Count	YTD Members Added	YTD Members Dropped	YTD Net Growth	YTD Net Growth%	Member Count 12 Months Ago	Avg. length of service for dropped members	Months Since Last MMR ***	Yrs. Since Last Officer Report	President Rotation	Vice President Reported ****	Months Since Last Activity Report ***	Account Balance	Donations for current Fiscal Year		
			Number of times on status quo within last two years		If below 15 members appears				If net loss is greater than 20% appears			If no report in 3 months appears in	When more than one year appears in	Number of repeat terms		Notes the officers that do not have an active	If no report at 12 months appears in red			
Exc Award (06/30/2016, 06/30/2017, 06/30/2020)																				
10089	VALLEY	03/01/1960	Active		20	0	0	0	0.00%	20		4		5	P,T,M,VP,SC	19				
Exc Award (06/30/2017, 06/30/2024)																				
9909	VALLEY PARK	10/24/1927	Active		37	24	4	20	117.65%	17	11	0		None	P,T,M,VP,SC	24+	90+ Days			
Exc Award (06/30/2017)																				
9970	WASHINGTON	08/28/1939	Active		161	9	16	-7	-4.17%	173	14	0			N	0		\$3,574.70		
Exc Award (06/30/2017, 06/30/2019, 06/30/2020)																				
9910	WEBSTER GROVES	02/12/1925	Active		47	2	5	-3	-6.00%	50	40	0			VP,SC	0		\$2,100.00		
Exc Award (06/30/2017, 06/30/2023)																				
105946	WILDWOOD AREA	06/23/2009	Active		22	0	1	-1	-4.35%	22	8	8			R	7		\$1,270.00		
Exc Award (06/30/2017, 06/30/2022, 06/30/2020)																				
Current Total Clubs Count	YTD New Clubs Count	YTD Cancelled Clubs Count	YTD Net Club Gain	Current Total Members Count	YTD Add	YTD Drop	YTD Net Growth	YTD Net Growth %	Member Count 12 Months Ago	Average Member Count Per Club	% of Clubs with less than 20 members	% No MMR in 3 Months	% No Officer Report in 12 Months	% of Clubs with balance 90+ days	Number of Clubs in Status Quo	% Status Quo Clubs in Financial Suspension	Number of Cancelled Clubs	Average Cancelled Club Age	Members Lost Due to Cancellation	% of Clubs Cancelled for Non-Financial Reasons
37	0	0	0	1,116	98	94	4	0.36%	1,125	30	32%	43%	0%	3%	0	0%	0	0	0	0%

* - P - Priority Club. Cancellation Reasons: 1-Objectives/conduct, 2-Non-active club, 5-Non-existing club, 6-Disbanding, 7-Merger, 8-Financial Suspension, 9-District/Multiple District Dues.

** - Abbreviation: P-President, S-Secretary, T-Treasurer, M-Member Chairperson, VP-First Vice President, MC-Communications Chairperson, SC-Service Chairperson

*** - Abbreviation: N/R - Never reported using the Lions Clubs website, N/A - Not applicable, No password registered for the Lions Clubs website.

**** - Abbreviation: N - New, IP - Immediate Past, R - Repeat.



Club Health Assessment for District 26 M3 through May 2025

			Status	Membership							Reports					Finance		LCIF
Club Number	Club Name	Charter Date		Current Member Count	YTD Members Added	YTD Members Dropped	YTD Net Growth	YTD Net Growth%	Member Count 12 Months Ago	Avg. length of service for dropped members	Months Since Last MMR ***	Yrs. Since Last Officer Report	President Rotation	Vice President Reported ****	Months Since Last Activity Report ***	Account Balance	Donations for current Fiscal Year	
			Number of times on status quo within last two years	If below 15 members appears				If net loss is greater than 20% appears			If no report in 3 months appears in	When more than one year appears in	Number of repeat terms	Notes the officers that do not have an active	If no report at 12 months appears in red			
Clubs more than two years old																		
132550	Ashland Centennial	09/06/2017	Cancelled(6*)	0	0	6	-6	-100.00%	6	7	2	1	None	P,S,T,M,VP SC	N/R	90+ Days		
9975	BLACKWATER	10/14/1968	Active(1)	8	0	1	-1	-11.11%	9	30	8		24	R	S,M,VP,SC	24+		
9976	BOONVILLE	01/20/1939	Active	21	0	0	0	0.00%	21		11		2	R	M,SC	5	\$395.00	
	Exc Award (06/30/2022)																	
9977	BOWLING GREEN	10/11/1951	Active	29	2	1	1	3.57%	28	60	2			N	M,SC	1	\$1,370.00	
	Exc Award (06/30/2024)																	
9983	BUNCETON	03/27/1967	Active	12	0	0	0	0.00%	12		12		21	R	P,VP,SC	24+		
9984	CAIRO JACKSONVILLE	10/26/1970	Active(1)	8	0	0	0	0.00%	8		6				P,S,M,VP,SC	24+		
51301	COLUMBIA 20/20	02/05/1991	Active	19	0	2	-2	-9.52%	22	24	0			N	SC	0		
	Exc Award (06/30/2023, 06/30/2024)																	
9992	COLUMBIA HOST	03/22/1922	Active	13	0	1	-1	-7.14%	14	49	2			N	M,SC	2		
41885	COLUMBIA ROCKBRIDGE	10/21/1982	Active	25	0	0	0	0.00%	25		8			N	M,SC	8		
	Exc Award (06/30/2018, 06/30/2023)																	
9995	FAYETTE	11/22/1954	Active	5	0	0	0	0.00%	5		10		14		P,M,VP,SC	24+		
9996	GLASGOW	04/23/1962	Active	50	3	6	-3	-5.66%	53	14	8		12	R	M,VP,SC	24+		
	Exc Award (06/30/2022)																	
10000	HANNIBAL	08/25/1920	Active(1)	58	4	1	3	5.45%	54	5	0			N	M,SC	24+		
10001	HARRISBURG	10/15/1973	Active	22	1	5	-4	-15.38%	25	3	10		None		P,M,VP,SC	20	\$500.00	
30258	HARTSBURG	02/24/1975	Active	21	0	2	-2	-8.70%	23	34	8		8	R	P,T,M,VP,SC	24+		
9870	HARVESTER	11/23/1970	Active	30	3	2	1	3.45%	29	14	0		2	R	SC	2	\$3,710.00	
	Exc Award (06/30/2018, 06/30/2022)																	
56226	HIGBEE	11/09/1994	Active	13	0	0	0	0.00%	13		39		2	R	S,M,VP,SC	N/R		
30001	HIGH HILL	12/09/1974	Cancelled(6*)	0	0	6	-6	-100.00%	6	34	5		None		P,S,T,M,VP SC	N/R		
10003	HUNTSVILLE	04/04/1956	Active	27	0	2	-2	-6.90%	29	2	5		2	R	P,M,SC	24+		
9943	JONESBURG	12/15/1949	Active	50	0	0	0	0.00%	50		15		None		P,S,T,M,VP SC	24+		
43471	KAHOKA	02/21/1984	Active	6	0	0	0	0.00%	6		0	1	None		P,S,T,M,VP SC	N/R	90+ Days	



Club Health Assessment for District 26 M3 through May 2025

			Status	Membership							Reports					Finance		LCIF
Club Number	Club Name	Charter Date		Current Member Count	YTD Members Added	YTD Members Dropped	YTD Net Growth	YTD Net Growth%	Member Count 12 Months Ago	Avg. length of service for dropped members	Months Since Last MMR ***	Yrs. Since Last Officer Report	President Rotation	Vice President Reported ****	Months Since Last Activity Report ***	Account Balance	Donations for current Fiscal Year	
			Number of times on status quo within last two years	If below 15 members appears				If net loss is greater than 20% appears			If no report in 3 months appears in	When more than one year appears in	Number of repeat terms	Notes the officers that do not have appears in an active	If no report at 12 months red			
117696	KIRKSVILLE	09/04/2012	Active	5	0	0	0	0.00%	5		24		2	T,M,VP,SC	24+	90+ Days		
10007	LA GRANGE	02/25/1971	Active	35	9	1	8	29.63%	27	27	1		2	VP	14			
	Exc Award (06/30/2022)																	
87846	LAKE ST LOUIS	04/21/2005	Active	19	2	4	-2	-9.52%	21	20	1			N	SC	24+	\$1,300.00	
10009	LOUISIANA	09/02/1959	Active	18	6	3	3	20.00%	15	13	2			M,VP,SC	0		\$570.00	
10011	MACON	02/11/1937	Active	20	0	1	-1	-4.76%	22	41	2		5	M,VP,SC	N/R			
10012	MADISON	11/01/1958	Active	17	3	1	2	13.33%	15	0	2		2	R	P,T,M,SC	24+		
53144	MEXICO NOON	05/22/1992	Active	24	2	0	2	9.09%	24		3			N	P,M,SC	15	\$600.00	
9949	MIDDLETOWN	10/07/1971	Active	15	0	2	-2	-11.76%	17	16	0		2	R	P,T,M,VP,SC	N/R		
10019	MOBERLY	02/27/1948	Active	13	0	0	0	0.00%	13		9		11	R	P,M,SC	N/R	\$150.00	
10020	MONROE CITY	03/27/1931	Active	17	0	0	0	0.00%	17		37			T,M,VP,SC	N/R			
9951	MONTGOMERY CITY	10/21/1969	Active	17	0	0	0	0.00%	16		11		13	N	M,SC	24+		
	Exc Award (06/30/2022)																	
47248	MOSCOW MILLS	04/29/1987	Active	40	6	6	0	0.00%	49	13	1			IP	M,VP,SC	6	\$600.00	
	Exc Award (06/30/2018)																	
9954	NEW FLORENCE	10/19/1950	Active	9	0	0	0	0.00%	9		2		18		M,VP,SC	N/R		
10021	NEW FRANKLIN	03/04/1955	Active	6	0	0	0	0.00%	6		6	1	None		P,S,T,M,VP SC	24+		
10022	NEW LONDON	11/16/1964	Active	17	0	0	0	0.00%	17		13		3	R	P,M,VP,SC	N/R		
9881	O FALLON	10/20/1955	Active	20	2	3	-1	-4.76%	24	21	0		None		P,M,VP,SC	24+		
150537	OFallon Titans	04/18/2022	Status Quo(1)	25	0	0	0	0.00%	25		10			R	M	24+	90+ Days	
37037	PARIS	05/03/1979	Active	10	0	5	-5	-33.33%	15	30	2		7		P,S,T,M,VP SC	N/R		
41323	PERRY	05/10/1982	Active(1)	14	4	4	0	0.00%	14	3	0		5		T,M,VP,SC	24+		
10026	PILOT GROVE	12/02/1946	Active	17	0	2	-2	-10.53%	19	8	1		10	R	S,M,VP,SC	24+		
10028	PRAIRIE HOME	09/23/1970	Active	19	0	3	-3	-13.64%	22	3	2		2	R	M,SC	24+	\$50.00	
	Exc Award (06/30/2022)																	
39269	SHELBINA	01/09/1981	Active(1)	4	0	0	0	0.00%	4		24	1	None		P,S,T,M,VP SC	24+		



Club Health Assessment for District 26 M3 through May 2025

Club Number	Club Name	Charter Date	Status	Membership							Reports					Finance	LCIF
				Current Member Count	YTD Members Added	YTD Members Dropped	YTD Net Growth	YTD Net Growth%	Member Count 12 Months Ago	Avg. length of service for dropped members	Months Since Last MMR ***	Yrs. Since Last Officer Report	President Rotation	Vice President Reported ****	Months Since Last Activity Report ***	Account Balance	Donations for current Fiscal Year
			Number of times on status quo within last two years	If below 15 members appears				If net loss is greater than 20% appears			If no report in 3 months appears	When more than one year appears in	Number of repeat terms	Notes the officers that do not have an active	If no report at 12 months red		
9889	ST CHARLES	06/29/1954	Active	32	3	5	-2	-5.88%	34	16	6		2	R	VP,SC	7	\$5,100.00
	Exc Award (06/30/2022, 06/30/2023)																
64412	ST CHARLES FIRST CAPITOL	06/18/2001	Active	95	3	8	-5	-5.00%	100	10	0			N		0	\$4,000.00
	Exc Award (06/30/2017, 06/30/2023, 06/30/2024)																
9905	ST PETERS	03/13/1968	Active	29	1	3	-2	-6.45%	30	8	2		2	R	SC	5	\$800.00
	Exc Award (06/30/2023)																
48713	TROY	06/20/1988	Active	8	0	1	-1	-11.11%	10	1	6			N	M,SC	6	\$100.00
9969	WARRENTON	11/13/1962	Active	15	2	0	2	15.38%	13		3		9		T,M,VP,SC	24+	
	Exc Award (06/30/2018)																
9912	WENTZVILLE	01/24/1962	Active	19	0	1	-1	-5.00%	20	5	1		2	R	M,SC	8	\$550.00
129236	Wentzville Outreach	10/18/2016	Active	11	2	2	0	0.00%	11	4	2		8		VP,SC	9	90+ Days
9973	WRIGHT CITY	07/11/1960	Active	32	1	2	-1	-3.03%	33	34	3			N	M,VP	3	

Clubs Cancelled Previous Fiscal Year – Clubs Cancelled within last 12 months may be reinstated

Club Number	Club Name	Charter Date	Current Status*	Cancellation Date
43727	MONROE COUNTY	04/19/1984	Cancelled(6*)	02/29/2024
119824	St. Charles County	06/28/2013	Cancelled(8*)	12/29/2023

Current Total Clubs Count	YTD New Clubs Count	YTD Cancelled Clubs Count	YTD Net Club Gain	Current Total Members Count	YTD Add	YTD Drop	YTD Net Growth	YTD Net Growth %	Member Count 12 Months Ago	Average Member Count Per Club	% of Clubs with less than 20 members	% No MMR in 3 Months	% No Officer Report in 12 Months	% of Clubs with balance 90+ days	Number of Clubs in Status Quo	% Status Quo Clubs in Financial Suspension	Number of Cancelled Clubs	Average Cancelled Club Age	Members Lost Due to Cancellation	% of Clubs Cancelled for Non-Financial Reasons
48	0	2	-2	1,039	59	92	-33	-3.08%	1,085	22	58%	52%	6%	8%	1	100%	2	54	12	50%

* - P - Priority Club. Cancellation Reasons: 1-Objectives/conduct, 2-Non-active club, 5-Non-existing club, 6-Disbanding, 7-Merger, 8-Financial Suspension, 9-District/Multiple District Dues.

** - Abbreviation: P-President, S-Secretary, T-Treasurer, M-Member Chairperson, VP-First Vice President, MC-Communications Chairperson, SC-Service Chairperson

*** - Abbreviation: N/R - Never reported using the Lions Clubs website, N/A - Not applicable, No password registered for the Lions Clubs website.

**** - Abbreviation: N - New, IP - Immediate Past, R - Repeat.



Club Health Assessment for District 26 M4 through May 2025

			Status	Membership							Reports					Finance		LCIF
Club Number	Club Name	Charter Date		Current Member Count	YTD Members Added	YTD Members Dropped	YTD Net Growth	YTD Net Growth%	Member Count 12 Months Ago	Avg. length of service for dropped members	Months Since Last MMR ***	Yrs. Since Last Officer Report	President Rotation	Vice President Reported ****	Months Since Last Activity Report ***	Account Balance	Donations for current Fiscal Year	
			Number of times on status quo within last two years	If below 15 members appears				If net loss is greater than 20% appears			If no report in 3 months appears in	When more than one year appears in	Number of repeat terms	Notes the officers that do not have an active	If no report at 12 months appears in red			
Clubs more than two years old																		
110779	ALBANY	04/08/2011	Active	21	4	0	4	23.53%	21		1		5	R	SC	0	\$25.00	
Exc Award (06/30/2021)																		
10156	AMITY	05/01/1953	Active	11	1	0	1	10.00%	10		3		None		P,T,M,VP,SC	14		
44356	BRAYMER	11/26/1984	Active	23	0	1	-1	-4.17%	24	1	9		13		P,M,VP,SC	0		
9979	BROOKFIELD	09/09/1940	Active	40	0	2	-2	-4.76%	43	4	2				M,VP,SC	24+		
9981	BRUNSWICK	08/28/1940	Active	9	0	0	0	0.00%	9		9		4		P,T,M,VP,SC	24+		
9987	CARROLLTON	05/04/1922	Active	36	3	5	-2	-5.26%	38	20	3			IP	SC	8	\$610.00	
Exc Award (06/30/2023)																		
9990	CHILLICOTHE	05/11/1938	Active	14	0	3	-3	-17.65%	17	56	0		7	R	P,T,SC	1		
10160	CLARKSDALE	09/23/1965	Active	24	2	1	1	4.35%	23	20	1			N	M,SC	24+	\$400.00	
10166	FAIRPORT	10/17/1960	Active	22	1	0	1	4.76%	22		3				M,VP,SC	24+		
10167	FAUCETT	03/11/1971	Active	17	0	3	-3	-15.00%	20	3	7		6		VP,SC	24+		
10168	FOREST CITY	11/03/1971	Active	11	0	0	0	0.00%	11		8		4		P,S,T,M,VP SC	N/R		
10169	GALLATIN	02/07/1945	Active	9	0	0	0	0.00%	9		1		10		T,M,VP,SC	N/R		
10170	GALT	04/06/1962	Active	11	0	0	0	0.00%	11		8		5		P,M,VP,SC	24+		
10172	GENTRY	12/18/1950	Active	9	0	1	-1	-10.00%	11	25	6		2		P,T,M,VP,SC	20		
10173	GOWER	05/27/1955	Active	23	2	2	0	0.00%	23	10	1				M,VP,SC	24+		
10174	GRAHAM	06/27/1955	Active	17	1	4	-3	-15.00%	25	14	1				P,M,VP,SC	24+		
36701	GRANT CITY	03/21/1979	Active	20	0	3	-3	-13.04%	23	3	7			N	M,SC	12		
9997	GREEN CASTLE	04/09/1964	Active	33	4	0	4	13.79%	29		7		2		P,M,VP,SC	10		
49411	GREEN CITY	04/14/1989	Active	15	0	1	-1	-6.25%	16	36	0			N	P,SC	0	\$25.00	
9999	HALE	10/20/1949	Active	28	6	2	4	16.67%	24	5	0			N	P,M,VP,SC	22		
10175	HAMILTON	07/01/1960	Active	26	2	8	-6	-18.75%	32	9	0			N		0	\$300.00	
Exc Award (06/30/2017, 06/30/2023, 06/30/2024)																		
10176	HELENA	02/18/1965	Active	23	7	2	5	27.78%	18	33	1			N	P	24+		



Club Health Assessment for District 26 M4 through May 2025

			Status	Membership							Reports					Finance		LCIF
Club Number	Club Name	Charter Date		Current Member Count	YTD Members Added	YTD Members Dropped	YTD Net Growth	YTD Net Growth%	Member Count 12 Months Ago	Avg. length of service for dropped members	Months Since Last MMR ***	Yrs. Since Last Officer Report	President Rotation	Vice President Reported ****	Months Since Last Activity Report ***	Account Balance	Donations for current Fiscal Year	
			Number of times on status quo within last two years	If below 15 members appears				If net loss is greater than 20% appears			If no report in 3 months appears in	When more than one year appears in	Number of repeat terms	Notes the officers that do not have appears in an active	If no report at 12 months red			
10178	JAMESON	09/10/1952	Active	22	0	0	0	0.00%	22		8		8	P,S,T,M,VP SC	24+	90+ Days		
10179	JAMESPORT	09/17/1946	Active	15	1	0	1	7.14%	14		2		3	N P,M,SC	24			
10242	KEARNEY	06/15/1950	Active	18	0	3	-3	-14.29%	21	20	0			M,VP,SC	14			
10004	KEYTESVILLE	06/28/1940	Active	11	2	2	0	0.00%	11	9	5		2	M,VP,SC	18			
10180	KING CITY	10/14/1963	Active(1)	16	3	0	3	23.08%	13		4			N M,SC	24+			
10181	LAREDO	04/01/1960	Active	8	0	0	0	0.00%	8		8		3	P,M,VP,SC	24			\$25.00
10010	LUDLOW	10/28/1952	Active	13	1	1	0	0.00%	15	17	1		3	R M,VP,SC	11			
10013	MARCELINE	05/16/1946	Active(1)	7	0	1	-1	-12.50%	9	1	5		5	N	0			\$550.00
10183	MARYVILLE HOST	04/06/1939	Active	84	14	9	5	6.33%	79	19	0			N M,SC	5			\$1,000.00
Exc Award (06/30/2023)																		
45494	MARYVILLE PRIDE	11/21/1985	Active	37	4	0	4	12.12%	34		8			N M,VP,SC	1		\$1,350.00	
Exc Award (06/30/2016, 06/30/2018, 06/30/2020)																		
10014	MEADVILLE	01/30/1967	Active	36	0	0	0	0.00%	36		9			P,M,VP,SC	24+			
10016	MENDON	01/04/1961	Active	12	2	0	2	20.00%	10		0			N P,T,M,SC	24+			
10024	NORBORNE	05/19/1955	Active	39	5	1	4	11.43%	35	39	3			P,M,VP,SC	24+		\$750.00	
67318	PATTONSBURG	02/17/2003	Active	8	0	0	0	0.00%	8		8			P,S,T,M,VP SC	24+			
10191	PICKERING	11/29/1962	Active	9	1	3	-2	-18.18%	11	5	0		3	R	9		\$400.00	
10192	PLATTE CITY	01/22/1940	Active	11	0	2	-2	-15.38%	13	5	8			T,M,VP,SC	19		\$6,250.00	
10030	SALISBURY	04/21/1965	Active	20	4	0	4	25.00%	17		2		None	N P,M,VP,SC	0			
10203	SAVANNAH	01/24/1949	Active	14	0	0	0	0.00%	14		11			N	12		\$300.00	
62159	SMITHVILLE	06/22/1999	Active	9	1	1	0	0.00%	9	22	2		3	M,VP,SC	24+			
10200	ST JOSEPH EAST SIDE	09/29/1965	Active	27	2	2	0	0.00%	27	17	4			N	0		\$1,000.00	
Exc Award (06/30/2017, 06/30/2019, 06/30/2020)																		
10199	ST JOSEPH HOST	04/27/1938	Active	34	1	2	-1	-2.86%	35	2	0			N M,SC	24+		\$2,000.00	
10202	ST JOSEPH SOUTH SIDE	09/02/1942	Active	24	1	1	0	0.00%	24	28	2			N SC	9		\$4,203.92	
10207	TARKIO	03/06/1968	Cancelled(6*)	0	0	0	0	0.00%	17		11	1	None	P,S,T,M,VP SC	N/R			



Club Health Assessment for District 26 M4 through May 2025

Club Number	Club Name	Charter Date	Status	Membership							Reports					Finance	LCIF
				Current Member Count	YTD Members Added	YTD Members Dropped	YTD Net Growth	YTD Net Growth%	Member Count 12 Months Ago	Avg. length of service for dropped members	Months Since Last MMR ***	Yrs. Since Last Officer Report	President Rotation	Vice President Reported ****	Months Since Last Activity Report ***	Account Balance	Donations for current Fiscal Year
			Number of times on status quo within last two years	If below 15 members appears				If net loss is greater than 20% appears			If no report in 3 months appears	When more than one year appears in	Number of repeat terms	Notes the officers that do not have an active	If no report at 12 months appears in red		
10208	TRENTON	06/28/1938	Active(1)	15	0	4	-4	-21.05%	19	25	1		2	M,VP,SC	24+		
47381	UNIONVILLE	05/27/1987	Active	27	2	0	2	8.00%	25		1			R SC	2		
10210	WESTBORO	03/22/1948	Active(1)	13	0	0	0	0.00%	8		4			R P,M,VP,SC	24+		
10211	WESTON	11/03/1965	Active	8	1	1	0	0.00%	8	36	1			VP,SC	19		\$200.00

Clubs Cancelled Previous Fiscal Year – Clubs Cancelled within last 12 months may be reinstated

Club Number	Club Name	Charter Date	Current Status*	Cancellation Date
51384	GALLATIN LAKE VIKING	03/06/1991	Cancelled(8*)	12/29/2023
10247	LIBERTY	04/18/1938	Cancelled(8*)	06/29/2024
10185	MOUND CITY	09/11/1950	Cancelled(8*)	06/29/2024

Current Total Clubs Count	YTD New Clubs Count	YTD Cancelled Clubs Count	YTD Net Club Gain	Current Total Members Count	YTD Add	YTD Drop	YTD Net Growth	YTD Net Growth %	Member Count 12 Months Ago	Average Member Count Per Club	% of Clubs with less than 20 members	% No MMR in 3 Months	% No Officer Report in 12 Months	% of Clubs with balance 90+ days	Number of Clubs in Status Quo	% Status Quo Clubs in Financial Suspension	Number of Cancelled Clubs	Average Cancelled Club Age	Members Lost Due to Cancellation	% of Clubs Cancelled for Non-Financial Reasons
48	0	1	-1	979	78	71	7	0.72%	1,001	20	54%	50%	0%	2%	0	0%	1	249	0	-200%

* - P - Priority Club. Cancellation Reasons: 1-Objectives/conduct, 2-Non-active club, 5-Non-existing club, 6-Disbanding, 7-Merger, 8-Financial Suspension, 9-District/Multiple District Dues.

** - Abbreviation: P-President, S-Secretary, T-Treasurer, M-Member Chairperson, VP-First Vice President, MC-Communications Chairperson, SC-Service Chairperson

*** - Abbreviation: N/R - Never reported using the Lions Clubs website, N/A - Not applicable, No password registered for the Lions Clubs website.

**** - Abbreviation: N - New, IP - Immediate Past, R - Repeat.



Club Health Assessment for District 26 M5 through May 2025

			Status	Membership							Reports					Finance		LCIF
Club Number	Club Name	Charter Date		Current Member Count	YTD Members Added	YTD Members Dropped	YTD Net Growth	YTD Net Growth%	Member Count 12 Months Ago	Avg. length of service for dropped members	Months Since Last MMR ***	Yrs. Since Last Officer Report	President Rotation	Vice President Reported ****	Months Since Last Activity Report ***	Account Balance	Donations for current Fiscal Year	
			Number of times on status quo within last two years	If below 15 members appears				If net loss is greater than 20% appears			If no report in 3 months appears in	When more than one year appears in	Number of repeat terms	Notes the officers that do not have an active	If no report at 12 months appears in red			
Clubs more than two years old																		
10095	ADRIAN	05/16/1950	Active	41	1	1	0	0.00%	41	51	8			N	M,SC	1	\$10.00	
10213	ALMA	04/29/1953	Active	25	1	3	-2	-7.41%	27	46	1			N	T,M,VP,SC	6	\$10.00	
46138	BELTON BEL RAY SUNRISE	05/05/1986	Active	14	0	0	0	0.00%	14		15		2	N	S,SC	6	\$110.00	
10100	BELTON HOST	10/30/1953	Active	17	0	0	0	0.00%	17		10			R	M,SC	7	\$860.00	
Exc Award (06/30/2017, 06/30/2019, 06/30/20																		
10102	BUTLER	03/14/1938	Active	31	0	0	0	0.00%	31		9		3	R	P,M,VP,SC	1	\$10.00	
10218	CONCORDIA	03/28/1938	Active	82	8	0	8	10.81%	75		5			N	M,SC	1	\$10.00	
10219	CORDER	09/13/1954	Active	20	1	2	-1	-4.76%	21	5	2			N	P,M,SC	0	\$110.00	
10109	CREIGHTON	03/13/1959	Active	11	0	4	-4	-26.67%	15	22	0		None	R	P,T,M,SC	5	\$10.00	
10224	GRANDVIEW	08/01/1950	Active	10	0	0	0	0.00%	10		0		4	R	M,SC	1	\$10.00	
10119	HARRISONVILLE	03/25/1938	Active	18	1	1	0	0.00%	18	26	0		2		M,VP,SC	0	\$210.00	
Exc Award (06/30/2023)																		
10228	HIGGINSVILLE	09/01/1928	Active	31	2	2	0	0.00%	31	4	0				VP	5	\$2,010.00	
36700	HUME	03/07/1979	Active	7	4	0	4	133.33%	3		0		4	R	P,S,T,M,VP SC	3	\$10.00	
10230	INDEPENDENCE EASTVIEW	08/01/1960	Active	10	0	0	0	0.00%	10		2		3		M,VP,SC	3	\$10.00	
10229	INDEPENDENCE HOST	11/14/1939	Active	14	0	1	-1	-6.67%	15	34	1		2		M,VP,SC	1	\$10.00	
40358	INDEPENDENCE NOLAND ROAD	09/15/1981	Active	12	1	2	-1	-7.69%	13	24	5		5	R	M,VP,SC	0	\$110.00	
107874	KANSAS CITY BROOKSIDE WALDO	03/25/2010	Cancelled(8*)	0	0	7	-7	-100.00%	7	14	0		None		P,S,T,M,VP SC	6	90+ Days	
10240	KANSAS CITY RED BRIDGE	06/10/1960	Active	33	4	2	2	6.45%	33	16	1			IP		0	\$1,210.00	
Exc Award (06/30/2023, 06/30/2024)																		
77756	KANSAS CITY WORLD OUTREACH	10/30/2003	Active	41	2	6	-4	-8.89%	45	7	0		2	R	M,SC	2	\$1,730.00	
Exc Award (06/30/2016, 06/30/2017, 06/30/20																		
10243	KNOB NOSTER	08/29/1950	Active	27	3	4	-1	-3.57%	28	5	0			N		0	\$660.00	
44824	LAKE WINNEBAGO	04/03/1985	Active	37	10	4	6	19.35%	32	6	1			N		1	\$2,260.00	



Club Health Assessment for District 26 M5 through May 2025

			Status		Membership						Reports					Finance		LCIF		
Club Number	Club Name	Charter Date			Current Member Count	YTD Members Added	YTD Members Dropped	YTD Net Growth	YTD Net Growth%	Member Count 12 Months Ago	Avg. length of service for dropped members	Months Since Last MMR ***	Yrs. Since Last Officer Report	President Rotation	Vice President Reported ****	Months Since Last Activity Report ***	Account Balance	Donations for current Fiscal Year		
			Number of times on status quo within last two years		If below 15 members appears				If net loss is greater than 20% appears			If no report in 3 months appears in	When more than one year appears in	Number of repeat terms		Notes the officers that do not have an active	If no report at 12 months appears in red			
10245	LEES SUMMIT	11/18/1953	Active		9	0	1	-1	-10.00%	10	26	2		2	R	T,M,SC	9	\$10.00		
10233	LEETON	04/25/1961	Active(1)		10	2	2	0	0.00%	10	32	0			N	M,SC	7	\$10.00		
10246	LEXINGTON	09/19/1930	Active		10	1	1	0	0.00%	10	48	2		9	R	M,SC	5	\$10.00		
10249	MARSHALL	01/21/1938	Active		18	1	0	1	5.88%	17		3				M,VP,SC	5	\$5,630.00		
10250	MAYVIEW	12/12/1955	Active		23	1	0	1	4.55%	20		0		2	R		6	\$820.00		
Exc Award (06/30/2023, 06/30/2024)																				
47086	MIAMI	03/27/1987	Active		19	0	1	-1	-5.00%	20	8	4			N	T,M,VP,SC	4	\$10.00		
42060	NELSON	12/13/1982	Active		15	0	0	0	0.00%	15		9		14	R	P,M,VP,SC	2	\$10.00		
10132	NEVADA	02/20/1924	Active		34	5	6	-1	-2.86%	35	25	0			N	SC	5	\$210.00		
10253	ORRICK	10/17/1950	Active		36	5	4	1	2.86%	35	8	0			N		3	\$210.00		
Exc Award (06/30/2023)																				
10134	PECULIAR	01/16/1958	Active		23	1	7	-6	-20.69%	29	8	4		3	N	T,M,SC	5	\$10.00		
10135	PLEASANT HILL	12/04/1958	Active		7	0	1	-1	-12.50%	8	43	8		8		P,M,VP,SC	4	\$10.00		
10137	RAYMORE	03/06/1968	Active		11	0	3	-3	-21.43%	14	19	1			R	S	4	\$1,010.00		
10139	ROCKVILLE	10/01/1959	Status Quo(4)		12	0	0	0	0.00%	12		10		9		P,T,M,VP,SC	5	\$10.00		
10256	SEDALIA	01/14/1938	Active		56	5	2	3	5.66%	62	1	0			N	SC	3	\$815.00		
10257	SEDALIA STATE FAIR	02/23/1973	Active		14	6	0	6	75.00%	8		0			N	SC	9	\$360.00		
10148	URICH	10/12/1950	Active		28	28	0	28	100.00%	0		8				P,M,VP,SC	3	\$10.00		
10260	WARRENSBURG	08/27/1937	Active		29	3	6	-3	-9.38%	31	7	0			N	P,VP,SC	2	\$510.00		
39866	WAVERLY	05/18/1981	Active		17	0	1	-1	-5.56%	18	9	10			IP	M,SC	10	\$260.00		
10261	WELLINGTON	09/21/1950	Active		9	0	0	0	0.00%	9		10		2		M,VP,SC	6	\$10.00		
Current Total Clubs Count	YTD New Clubs Count	YTD Cancelled Clubs Count	YTD Net Club Gain	Current Total Members Count	YTD Add	YTD Drop	YTD Net Growth	YTD Net Growth %	Member Count 12 Months Ago	Average Member Count Per Club	% of Clubs with less than 20 members	% No MMR in 3 Months	% No Officer Report in 12 Months	% of Clubs with balance 90+ days	Number of Clubs in Status Quo	% Status Quo Clubs in Financial Suspension	Number of Cancelled Clubs	Average Cancelled Club Age	Members Lost Due to Cancellation	% of Clubs Cancelled for Non-Financial Reasons
38	0	1	-1	861	96	74	22	2.62%	849	23	55%	39%	0%	3%	1	100%	1	15	7	0%



Club Health Assessment for District 26 M5 through May 2025

			Status	Membership							Reports					Finance	LCIF
Club Number	Club Name	Charter Date		Current Member Count	YTD Members Added	YTD Members Dropped	YTD Net Growth	YTD Net Growth%	Member Count 12 Months Ago	Avg. length of service for dropped members	Months Since Last MMR ***	Yrs. Since Last Officer Report	President Rotation	Vice President Reported ****	Months Since Last Activity Report ***	Account Balance	Donations for current Fiscal Year
			Number of times on status quo within last two years	If below 15 members appears				If net loss is greater than 20% appears			If no report in 3 months appears in	When more than one year appears in	Number of repeat terms	Notes the officers that do not have an active	If no report at 12 months appears in red		

* - P - Priority Club. Cancellation Reasons: 1-Objectives/conduct, 2-Non-active club, 5-Non-existing club, 6-Disbanding, 7-Merger, 8-Financial Suspension, 9-District/Multiple District Dues.
** - Abbreviation: P-President, S-Secretary, T-Treasurer, M-Member Chairperson, VP-First Vice President, MC-Communications Chairperson, SC-Service Chairperson
*** - Abbreviation: N/R - Never reported using the Lions Clubs website, N/A - Not applicable, No password registered for the Lions Clubs website.
**** - Abbreviation: N - New, IP - Immediate Past, R - Repeat.



Club Health Assessment for District 26 M6 through May 2025

			Status	Membership							Reports					Finance		LCIF
Club Number	Club Name	Charter Date		Current Member Count	YTD Members Added	YTD Members Dropped	YTD Net Growth	YTD Net Growth%	Member Count 12 Months Ago	Avg. length of service for dropped members	Months Since Last MMR ***	Yrs. Since Last Officer Report	President Rotation	Vice President Reported ****	Months Since Last Activity Report ***	Account Balance	Donations for current Fiscal Year	
			Number of times on status quo within last two years	If below 15 members appears					If net loss is greater than 20% appears			If no report in 3 months appears in	When more than one year appears in	Number of repeat terms	Notes the officers that do not have an active	If no report at 12 months appears in red		
Clubs less than two years old																		
154794	Ozarks Future Hope	06/30/2023	Active	9	2	0	2	28.57%	12		4		3	N	M,SC	3		\$50.00
Clubs more than two years old																		
37631	ARCOLA	10/30/1979	Active	14	0	0	0	0.00%	14		3		5	R	P,T,M,SC	3		
10099	AURORA	01/14/1942	Active	18	3	0	3	20.00%	15		2			N	M,SC	6		\$100.00
	Exc Award (06/30/2016)																	
10262	AVA	11/29/1937	Active	8	1	0	1	14.29%	7		1			N	VP,SC	2		
	Exc Award (06/30/2018)																	
10265	BLUE EYE	10/16/1972	Active(1)	10	10	9	1	11.11%	9	14	2		3	R	M,SC	5		
10267	BRANSON HOLLISTER	10/26/1954	Active	61	15	12	3	5.17%	58	5	0			N	M,SC	0		\$3,015.64
82698	CARL JUNCTION	06/21/2004	Active	23	3	0	3	15.00%	21		1			N	M	0		\$50.00
110497	CHRISTIAN COUNTY	03/03/2011	Active	17	0	2	-2	-10.53%	25	10	0			N	SC	1		\$1,060.00
	Exc Award (06/30/2023)																	
10271	CONWAY	12/27/1951	Active	16	1	0	1	6.67%	15		2		2	R	P,T,VP,SC	3		
10110	DIAMOND	03/31/1964	Active	9	0	5	-5	-35.71%	14	4	3				M,VP,SC	5		
43728	EAST NEWTON	04/24/1984	Active	11	0	0	0	0.00%	11		35		8		M,VP,SC	2		
10112	EL DORADO SPRINGS	02/26/1962	Active	45	4	3	1	2.27%	44	18	0		None		P,T,M,VP,SC	5		\$60.00
10276	ELKLAND	04/27/1962	Active	10	0	2	-2	-16.67%	12	30	3		4	R	M,SC	0		
10278	FAIR GROVE	03/06/1956	Active	20	2	1	1	5.26%	19	20	2		4		M,VP,SC	2		
10280	FORSYTH	01/24/1951	Cancelled(8*)	0	0	5	-5	-100.00%	5	25	5		None		P,S,T,M,VP SC	24+	90+ Days	
10114	FREISTATT	03/27/1973	Active	25	0	0	0	0.00%	30		11			N	M,SC	2		
10282	GAINESVILLE	08/15/1946	Active	34	3	4	-1	-2.86%	35	17	4			N	P,T,M,VP,SC	2		
10283	GROVESPRING	11/10/1961	Active	11	0	3	-3	-21.43%	14	4	9		6	R	T,M,SC	3		
10284	HALF WAY	01/28/1963	Active	11	0	0	0	0.00%	11		0		2	R	P,T,M,VP,SC	2		
10285	HARTVILLE	10/28/1955	Active	27	0	3	-3	-10.00%	30	9	0			N	SC	2		\$100.00
10286	HERMITAGE	08/30/1955	Active	26	4	3	1	4.00%	25	18	3		2		M,VP,SC	2		



Club Health Assessment for District 26 M6 through May 2025

			Status	Membership							Reports					Finance	LCIF
Club Number	Club Name	Charter Date		Current Member Count	YTD Members Added	YTD Members Dropped	YTD Net Growth	YTD Net Growth%	Member Count 12 Months Ago	Avg. length of service for dropped members	Months Since Last MMR ***	Yrs. Since Last Officer Report	President Rotation	Vice President Reported ****	Months Since Last Activity Report ***	Account Balance	Donations for current Fiscal Year
			Number of times on status quo within last two years	If below 15 members appears				If net loss is greater than 20% appears			If no report in 3 months appears in	When more than one year appears in	Number of repeat terms	Notes the officers that do not have an active	If no report at 12 months appears in red		
10124	LAMAR	04/05/1963	Active	11	0	0	0	0.00%	11		23			N	S,M,SC	5	\$1,000.00
10290	LEBANON HOST	10/28/1930	Active	18	0	4	-4	-18.18%	23	22	1			N	SC	5	\$2,800.00
	Exc Award (06/30/2023)																
37672	LONG LANE	11/16/1979	Active	13	2	0	2	18.18%	12		9		2	R	P,T,M,VP,SC	4	
10292	LOUISBURG	10/25/1968	Active	34	6	4	2	6.25%	32	1	0			N	P,M,VP,SC	2	
10127	MARIONVILLE	11/26/1941	Active	13	3	1	2	18.18%	13	30	0		3	R	S,M,SC	6	
10294	MARSHFIELD	09/30/1931	Active	46	0	2	-2	-4.17%	48	43	3			N	M,SC	0	\$1,230.00
10128	MILLER	11/14/1950	Active	35	2	2	0	0.00%	36	15	2			R	T,M,VP,SC	0	\$610.00
	Exc Award (06/30/2023)																
10129	MONETT	04/23/1946	Active	42	4	5	-1	-2.33%	48	17	3			N	SC	8	\$1,000.00
107382	MOUNTAIN GROVE	02/01/2010	Active	25	6	1	5	25.00%	20	14	2			N	M,SC	2	
10131	NEOSHO	05/20/1940	Active	25	3	7	-4	-13.79%	30	14	0			N	M,SC	3	\$1,000.00
10140	SARCOXIE	01/24/1946	Active	14	2	0	2	16.67%	12		3			IP	M,SC	2	
	Exc Award (06/30/2018)																
10303	SEYMOUR	01/23/1940	Active	26	0	0	0	0.00%	26		12			N	M,SC	1	\$1,500.00
10145	SHELL KNOB	11/13/1972	Active	35	5	2	3	9.38%	28	18	1				M,VP,SC	1	
10305	SPRINGFIELD HOST	09/07/1921	Active	28	4	1	3	12.00%	29	22	0			N		0	\$5,650.00
10147	STOCKTON	08/17/1942	Active	34	9	7	2	6.25%	32	14	3			N	M,SC	0	\$2,000.00
10289	TABLE ROCK LAKE	03/16/1964	Active	8	0	0	0	0.00%	9		10		4	R	M,SC	3	

Clubs Cancelled Previous Fiscal Year – Clubs Cancelled within last 12 months may be reinstated

Club Number	Club Name	Charter Date	Current Status*	Cancellation Date
10268	BUFFALO	08/16/1951	Cancelled(6*)	04/29/2024
10295	MORRISVILLE	05/17/1972	Cancelled(6*)	11/29/2023



Club Health Assessment for District 26 M6 through May 2025

Club NumberClub NameCharter Date			Status		Membership								Reports					Finance		LCIF		
					Current Member Count	YTD Members Added	YTD Members Dropped	YTD Net Growth	YTD Net Growth%	Member Count 12 Months Ago	Avg. length of service for dropped members	Months Since Last MMR ***	Yrs. Since Last Officer Report	President Rotation	Vice President Reported ****	Months Since Last Activity Report ***	Account Balance	Donations for current Fiscal Year				
			Number of times on status quo within last two years		If below 15 members appears			If net loss is greater than 20% appears			If no report in 3 months appears in			When more than one year appears in		Number of repeat terms		Notes the officers that do not have an active		If no report at 12 months appears in red		
Current Total Clubs Count	YTD New Clubs Count	YTD Cancelled Clubs Count	YTD Net Club Gain	Current Total Members Count	YTD Add	YTD Drop	YTD Net Growth	YTD Net Growth %	Member Count 12 Months Ago	Average Member Count Per Club	% of Clubs with less than 20 members	% No MMR in 3 Months	% No Officer Report in 12 Months	% of Clubs with balance 90+ days	Number of Clubs in Status Quo	% Status Quo Clubs in Financial Suspension	Number of Cancelled Clubs	Average Cancelled Club Age	Members Lost Due to Cancellation	% of Clubs Cancelled for Non-Financial Reasons		
36	0	1	-1	812	94	88	6	0.74%	835	23	50%	47%	0%	0%	0	0%	1	198	5	0%		

* - P - Priority Club. Cancellation Reasons: 1-Objectives/conduct, 2-Non-active club, 5-Non-existing club, 6-Disbanding, 7-Merger, 8-Financial Suspension, 9-District/Multiple District Dues.

** - Abbreviation: P-President, S-Secretary, T-Treasurer, M-Member Chairperson, VP-First Vice President, MC-Communications Chairperson, SC-Service Chairperson

*** - Abbreviation: N/R - Never reported using the Lions Clubs website, N/A - Not applicable, No password registered for the Lions Clubs website.

**** - Abbreviation: N - New, IP - Immediate Past, R - Repeat.



Club Health Assessment for District 26 M7 through May 2025

Club Number	Club Name	Charter Date	Status	Membership							Reports					Finance	LCIF
				Current Member Count	YTD Members Added	YTD Members Dropped	YTD Net Growth	YTD Net Growth%	Member Count 12 Months Ago	Avg. length of service for dropped members	Months Since Last MMR ***	Yrs. Since Last Officer Report	President Rotation	Vice President Reported ****	Months Since Last Activity Report ***	Account Balance	Donations for current Fiscal Year
			Number of times on status quo within last two years	If below 15 members appears				If net loss is greater than 20% appears			If no report in 3 months appears in	When more than one year appears in	Number of repeat terms	Notes the officers that do not have an active	If no report at 12 months appears in red		
Clubs more than two years old																	
9916	AUXVASSE	08/07/1950	Active	23	1	3	-2	-8.00%	25	6	7		3	R	SC	9	\$200.00
9922	BRAZITO HONEY CREEK	09/10/1970	Active	32	3	6	-3	-8.57%	35	21	4			N	VP,SC	24+	
	Exc Award (06/30/2019)																
9923	BRUMLEY	12/21/1972	Status Quo(1)	9	0	0	0	0.00%	9		27	1	None		P,S,T,M,VP SC	24+	90+ Days
9924	CALIFORNIA	01/17/1938	Active(1)	26	5	3	2	8.33%	24	7	0		None		P,T,M,VP,SC	24+	
9925	CAMDENTON	05/23/1962	Active	4	0	0	0	0.00%	4		19		5		S,T,M,VP,SC	24+	
9928	CHAMOIS	11/14/1949	Active	34	3	0	3	9.68%	38		0		2	R		5	
9929	ELDON	11/17/1928	Active	35	1	0	1	2.94%	34		0				M,VP,SC	7	\$1,500.00
51885	FLORENCE	07/02/1991	Active	6	0	0	0	0.00%	7		11		9		P,S,T,M,VP SC	24+	
9930	FREEBURG	09/17/1965	Active	47	3	2	1	2.17%	46	20	3		4	R	M,VP,SC	24+	
9936	HERMANN	08/18/1930	Active	57	5	3	2	3.64%	57	12	1			N	T,SC	0	\$2,000.00
	Exc Award (06/30/2017, 06/30/2018, 06/30/20																
9937	HOLTS SUMMIT	09/29/1970	Active	20	2	2	0	0.00%	24	1	1			N	M	3	
9939	IBERIA	11/24/1969	Status Quo(2)	10	0	0	0	0.00%	10		15		4	R	M,SC	N/R	90+ Days
9940	JAMESTOWN	03/16/1956	Active	32	15	1	14	77.78%	18	51	0				P,T,M,VP,SC	24+	
36698	JEFFERSON CITY BREAKFAST	03/07/1979	Active	10	0	0	0	0.00%	10		10		5	R	M,VP,SC	24+	
	Exc Award (06/30/2018)																
57029	JEFFERSON CITY CAPITAL	06/15/1995	Active	9	0	0	0	0.00%	9		0		12	R	S,M,VP	5	\$100.00
9942	JEFFERSON CITY EVENING	11/10/1970	Active	41	3	6	-3	-6.82%	44	19	0			N		0	\$1,000.00
	Exc Award (06/30/2017)																
9941	JEFFERSON CITY HOST	05/29/1925	Active	126	5	4	1	0.80%	129	9	1			N	SC	3	\$2,710.00
9944	LAKE OZARK	09/07/1950	Active(1)	11	3	6	-3	-21.43%	14	6	5		2		M,VP,SC	24+	
9945	LINN	07/17/1942	Active	50	8	2	6	13.64%	44	47	4			N	P,T,M,SC	N/R	
28100	LOHMAN	03/06/1974	Active	14	0	0	0	0.00%	14		5			IP	P,M,SC	0	\$50.00
	Exc Award (06/30/2019)																



Club Health Assessment for District 26 M7 through May 2025

			Status								Membership							Reports					Finance		LCIF
Club Number	Club Name	Charter Date		Current Member Count	YTD Members Added	YTD Members Dropped	YTD Net Growth	YTD Net Growth%	Member Count 12 Months Ago	Avg. length of service for dropped members	Months Since Last MMR ***	Yrs. Since Last Officer Report	President Rotation	Vice President Reported ****	Months Since Last Activity Report ***	Account Balance	Donations for current Fiscal Year								
			Number of times on status quo within last two years	If below 15 members appears	If net loss is greater than 20% appears						If no report in 3 months appears in	When more than one year appears in	Number of repeat terms	Notes the officers that do not have an active	If no report at 12 months red										
32611	MILLERSBURG	07/23/1976	Active	23	4	3	1	4.55%	23	15	0		10	R	M,VP,SC	13	\$1,000.00								
9950	MOKANE	05/11/1950	Status Quo(1)	14	0	0	0	0.00%	14		0		2		P,M,VP,SC	24+									
9953	NEW BLOOMFIELD	07/06/1950	Active	11	1	0	1	10.00%	11		1		7	R	M,VP,SC	14	\$4,025.00								
9956	OWENSVILLE	05/08/1947	Active	59	3	1	2	3.51%	57	8	0			N		1									
Exc Award (06/30/2017)																									
36802	ROCKY MOUNT	03/30/1979	Active	21	0	7	-7	-25.00%	28	9	1		4	N	SC	5	\$1,000.00								
Exc Award (06/30/2018)																									
9958	RUSSELLVILLE	10/27/1949	Status Quo(2)	9	0	0	0	0.00%	9		18	1	None		P,S,T,M,VP SC	24+	90+ Days								
9960	STOVER	10/11/1939	Status Quo(1)	4	0	0	0	0.00%	4		26	1	None		P,S,T,M,VP SC	24+	90+ Days								
9966	VERSAILLES	10/08/1937	Active	35	7	4	3	9.38%	32	19	3		2	N	P,M,VP,SC	N/R									
9967	VIENNA	01/26/1951	Active(1)	25	0	0	0	0.00%	25		25		4		T,M,VP,SC	24+									
9968	WARDSVILLE	09/10/1964	Active	200	11	8	3	1.52%	197	12	1			N	VP,SC	24+									
10313	WARSAW	02/11/1941	Active	33	2	3	-1	-2.94%	34	4	2			IP	M,SC	14									
Exc Award (06/30/2019)																									
9971	WESTPHALIA	08/13/1958	Active	101	0	0	0	0.00%	109		10				P,S,T,M,VP SC	24+									
Current Total Clubs Count	YTD New Clubs Count	YTD Cancelled Clubs Count	YTD Net Club Gain	Current Total Members Count	YTD Add	YTD Drop	YTD Net Growth	YTD Net Growth %	Member Count 12 Months Ago	Average Member Count Per Club	% of Clubs with less than 20 members	% No MMR in 3 Months	% No Officer Report in 12 Months	% of Clubs with balance 90+ days	Number of Clubs in Status Quo	% Status Quo Clubs in Financial Suspension	Number of Cancelled Clubs	Average Cancelled Club Age	Members Lost Due to Cancellation	% of Clubs Cancelled for Non-Financial Reasons					
32	0	0	0	1,131	85	64	21	1.89%	1,138	35	38%	50%	9%	16%	5	100%	0	0	0	0%					

* - P - Priority Club. Cancellation Reasons: 1-Objectives/conduct, 2-Non-active club, 5-Non-existing club, 6-Disbanding, 7-Merger, 8-Financial Suspension, 9-District/Multiple District Dues.

** - Abbreviation: P-President, S-Secretary, T-Treasurer, M-Member Chairperson, VP-First Vice President, MC-Communications Chairperson, SC-Service Chairperson

*** - Abbreviation: N/R - Never reported using the Lions Clubs website, N/A - Not applicable, No password registered for the Lions Clubs website.

**** - Abbreviation: N - New, IP - Immediate Past, R - Repeat.